



**BONTEMPI**<sup>®</sup>  
CASA

*Made in Italy*

## TAVOLI / TABLES

134	ALIS
136	ALTER
62	ARON
32	ARTISTICO
122	ARTISTICO CONSOLLE
66	BARONE
104	CHEF
130	CLUB
94	CRUZ
98	CRUZ XXL
120	DIESIS
112	DUBLINO
90	ECHO&ECHO IN
124	ETICO CONSOLLE
125	ETICO PLUS CONSOLLE
46	FIANDRE
127	FLASH
24	FUSION
86	GENIO
70	GIRO
54	GLAMOUR
4	IMPERIAL
20	MAGNUM
116	MAGO
126	MAGO CONSOLLE
50	MAJESTY
82	MATRIX
36	MILLENNIUM
42	MILLENNIUM XXL
8	MIRAGE
102	PASCAL
28	PODIUM
132	RAIL
64	RAMOS
138	RICO
58	SANDER
78	SENSO
108	TOM
12	UNIVERSE
16	UNIVERSE XXL
74	VERSUS
128	VINCENT
72	WONDER

## SEDIE / CHAIRS

161	AIDA
186	ALFA
182	ALICE
221	AQUA
220	ARIA
176	CLARA
188	CLARK
189	DALILA
217	EVA
210	FREAK
222	GALAXY
224	GISPY
215	HIDRA
214	HIDRA RIVESTITA
164	HISA
206	INES
204	KATE
168	KEFIR
152	KELLY
170	KUGA
174	KUGA SLIM
166	LINDA
192	MALIK / MALIK Flex
156	MARGOT
162	MILA
198	MOOD
190	NATA / NATA Flex
218	NET
148	PENELOPE
219	POKET
194	POLO
142	QUEEN
146	SALLY
180	SEVENTY
226	SHARK
216	SIMBA
160	SOFIA / SOFIA Flex
212	SURI
140	SVEVA
184	TAI / TAI Flex

## SGABELLI / BARSTOOLS

228	CLARA SGABELLO
237	EVA SGABELLO
236	GALAXY SGABELLO
231	KUGA SGABELLO
234	LINDA SGABELLO
232	MOOD SGABELLO
230	NATA SGABELLO
239	NET SGABELLO
235	POLO SGABELLO
227	QUEEN SGABELLO
238	SHARK SGABELLO

## POLTRONE / ARMCHAIRS

244	CLARA POLTRONA
245	CLARISSA
242	DAYA
240	LONG ISLAND

MADIE E CONTENITORI /  
SIDEBOARDS

262	AMSTERDAM
256	COSMOPOLITAN
266	ENEA
252	MADISON E MADISON SUPERIOR
246	PICA

CONSOLLE E SCRITTOI /  
CONSOLE AND DESKS

304	HIP-HOP
277	SECRET
278	TAYLOR&BOSS
274	VANITY
276	ZAC

LIBRERIA E MENSOLE /  
BOOKCASE AND SHELVES

268	LEXINGTON
310	OSAKA
311	WING
312	ZEN

CARRELLI, TAVOLINI E  
POUFF E PORTARIVISTE /  
TROLLEYS, COFFEE TABLES,  
OTTOMANS AND MAGAZINE  
RACK

291	ALFRED
300	ARTISTICO
289	BASALTO
316	CHIC
292	DIAGONAL
296	ELICA
290	ESA
307	FAN
284	FLEXUS
306	FLOWER
297	IGLOO
283	KITO
282	LIFT
286	LOOP
295	MANHATTAN
302	MILLENNIUM
293	PATTERN
280	PLANET
308	PUFFOSO
298	SIRT
294	TAO
288	TIFFANY
287	TOKIO
299	TOWER
309	UCHI&BADU

APPENDIABITI /  
COAT HANGERS

313	ALGA
315	BATTISTA
314	HULA

## LAMPADE / LAMPS

317	CLOE
320	FUNKY
323	GLORIA
324	OLIMPIA
325	PANDORA
327	POP

321	SOUL
326	STONE
318	STREGA
322	SWING

## SPECCHI / MIRRORS

328	BREAK
330	DIAMANTE
337	DOUBLE
335	EIDOS
334	ILLUSION
329	KING
336	RENOIR
333	SQUARE
332	TONDO

# BONTEMPI CASA

CLASSIC GEOMETRY, MODERN FEELING

Il marchio Bontempi Casa è sintesi unica di bellezza, creatività, qualità ed affidabilità in sintonia con i desideri di tutti noi. Tecnologia, design, funzionalità ed innovazione nei materiali, sono i principi ispiratori delle nostre collezioni pensate e create in uno stile unico ed elegante. Il Gruppo Bontempi persegue la propria missione con passione, dedizione e costanza, vestendo le nostre case in linea con le tendenze del momento. Il sogno Bontempi Casa è arredare la nostra casa rendendola un ambiente piacevole, caldo e accogliente dove vivere le indimenticabili emozioni di ogni giorno.

*The Bontempi Casa brand is a unique blend of creativity, imagination and empathy with our customers' dreams. Technology, design, innovative materials are the inspirational foundations of our collections. Our products meet various tastes and needs, thanks to a strong and recognizable style. Bontempi Group pursue its mission persistently and passionately, dressing your home according to the ultimate Italiana style, to make it cosy, warm and aesthetically pleasing to live every day. We realize the Bontempi Casa dream, by furnishing the ambience where we experience our unforgettable emotions ever.*



# SOSTENIBILITÀ

SUSTAINABILITY

Da sempre Bontempi Casa è impegnata nella salvaguardia delle risorse naturali della Terra. Tutta la produzione Bontempi Casa viene infatti ideata e realizzata con particolare cura e attenzione all'ecosostenibilità dei materiali utilizzati. Lavorazioni e finiture sono eseguite con trattamenti senza emissioni di sostanze nocive per l'uomo e l'ambiente. Bontempi Casa utilizza vernici non inquinanti e prive di solventi, plastiche e cristalli riciclabili, legni provenienti da foreste gestite secondo rigorosi standard ambientali, sociali ed economici. Il futuro del Pianeta e delle prossime generazioni dipende anche dalla qualità del nostro lavoro. È per questo che Bontempi Casa investe sulla sostenibilità ambientale attraverso un uso responsabile delle nostre risorse.

*Bontempi Casa has always been committed to preserve natural resources of the Planet. The entire Bontempi Casa manufacturing organization is based on zero-emission processes, excluding the use of materials that can be harmful to people and environment. The Bontempi Casa production only use non-polluting and solvent-free varnishes, recyclable plastic and glass, wood deriving from forests that are managed under strict environment, social and economical standards. The future of the Planet and of next generations also depends on the good quality of our work. That is why Bontempi Casa keeps investing on environment sustainability, though a conscientious employ of natural assets.*





# IMPERIAL

design Pocci & Dondoli

**IMPERIAL TAVOLO / TABLE**  
**COD. 52.60**  
> STRUTTURA M326 ARGENTO  
NATURALE (BRACCIALE SUPERIORE  
E BRACCIALE INFERIORE)  
> PIANO CM006 SUPERMARMO  
GRIGIO VENATO BIANCO LUCIDO

> FRAME M326 NATURAL SILVER  
(UPPER BRACELET FRAME AND  
LOWER BRACELET FRAME)  
> TOP CM006 GLOSSY GREY  
WHITE-VEINED SUPERMARBLE

**INES SEDIA / CHAIR**  
**COD. 34.55**  
> STRUTTURA M326 ARGENTO  
NATURALE  
> FRAME M326 NATURAL SILVER

**INES CUSCINO / CUSHION**  
**COD. 34.55CUS**  
> RIVESTIMENTO PR14 FANGO PELLE  
PREMIUM  
> UPHOLSTERY PR14 MUD PREMIUM  
NAPPA LEATHER



**IMPERIAL TAVOLO / TABLE****COD. 52.63**

> STRUTTURA M328 OTTONE ANTICATO (BRACCIALE SUPERIORE)  
 > M325 ORO (BRACCIALE INFERIORE)  
 > PIANO MAB4 MARMO BIANCO DOLOMITE

> FRAME M328 ACED BRASS (UPPER BRACELET FRAME)  
 > M325 GOLD (LOWER BRACELET FRAME)  
 > TOP MAB4 WHITE MARBLE DOLOMITE

**CLARA SEDIA / CHAIR****COD. 40.90**

> STRUTTURA M328 OTTONE ANTICATO  
 > RIVESTIMENTO TMA02 TESSUTO MAMBO GHIACCIO

> FRAME M328 ACED BRASS  
 > COVER TMA02 FABRIC MAMBO ICE

**PICA MADIA / SIDEBOARD****COD. 15.61 LD**

> FIANCHI E ANTE L095 LEGNO LACCATO GRIGIO CHIARO  
 > PIANO CM006 SUPERMARMO GRIGIO VENATO BIANCO

> FRONTAL AND SIDE PANELS L095 MATT LIGHT GREY LACQUERED WOOD  
 > TOP CM006 GLOSSY GREY WHITE-VENEED SUPERMARBLE

**PUFFOSO POUFF / OTTOMAN****COD. PFF000101**

> STRUTTURA M325 ORO  
 > RIVESTIMENTO PR18 PELLE PREMIUM VERDE OLIVA

> FRAME M325 GOLD  
 > UPHOLSTERY PR18 OLIVE GREEN PREMIUM NAPPA LEATHER

**DIAMANTE SPECCHIO / MIRROR**  
**COD. 09.44**

**POP LAMPADA / LAMP****COD. 56.18**

> STRUTTURA M327 NERO PROFONDO LUCIDO

> FRAME M327 GLOSSY BLACK

**IMPERIAL**

Tavolo con piano ellittico, a botte, rotondo o rettangolare, fisso o allungabile in legno impiallacciato, legno massellato, legno massello, cristallo lucido, cristallo antigraffio opaco, SuperCeramica, SuperMarmo o marmo naturale. Prolunghe in legno impiallacciato, cristallo lucido, cristallo antigraffio opaco, SuperCeramica, SuperMarmo. Struttura a bracciale in acciaio laccato.

*Table with elliptical, barrel shaped, round or rectangular top, fix or with extensions, in veneer wood, veneer wood with solid edge, solid wood, glossy glass, matt anti-scratch glass, SuperCeramic, SuperMarble or natural marble. Extensions in veneer wood, glossy glass, matt anti-scratch glass, SuperCeramic, SuperMarble. Bracelet shaped frame in lacquered metal.*

**FISSO | FIX**

**cod. 52.62**  
 cm L200 x P106 x H75  
 inch L78.7 x W41.7 x H29.5  
**posti 8 | seats 8**

**cod. 52.63**  
 cm L250 x P116 x H75  
 inch L98.4 x W45.7 x H29.5  
**posti 10 | seats 10**

**cod. 52.37**  
 cm L200 x P116 x H75  
 inch L78.7 x W45.7 x H29.5  
**posti 8 | seats 8**

**cod. 52.38**  
 cm L250 x P120 x H75  
 inch L98.4 x W47.2 x H29.5  
**posti 10 | seats 10**

**cod. 52.60**  
 cm ø150 x H75  
 inch L59.1 x H29.5  
**posti 6/8 | seats 6/8**

**cod. 52.61**  
 cm ø180 x H75  
 inch L70.9 x H29.5  
**posti 8 | seats 8**

**cod. 52.64**  
 cm L200 x P100 x H75  
 inch L78.7 x W39.4 x H29.5  
**posti 8 | seats 8**

**cod. 52.65**  
 cm L200 x P106 x H75  
 inch L78.7 x W41.7 x H29.5  
**posti 8 | seats 8**

**cod. 52.66**  
 cm L250 x P100 x H75  
 inch L98.4 x W39.4 x H29.5  
**posti 10 | seats 10**

**cod. 52.67**  
 cm L250 x P106 x H75  
 inch L98.4 x W41.7 x H29.5  
**posti 8 | seats 8**

**ALLUNGABILE | WITH EXTENSIONS**

**cod. 52.68**  
 cm L170/210/250 x P106 x H75  
 inch L66.9/82.7/98.4 x W41.7 x H29.5  
**posti 10 | seats 10**

**cod. 52.69**  
 cm L200/250/300 x P106 x H75  
 inch L78.7/98.4/118.1 x W41.7 x H29.5  
**posti 12 | seats 12**

**cod. 52.70**  
 cm L160/200/240 x P90 x H75  
 inch L63/78.7/94.5 x W35.4 x H29.5  
**posti 10 | seats 10**

**cod. 52.71**  
 cm L190/240/290 x P100 x H75  
 inch L74.8/94.5/114.2 x W39.4 x H29.5  
**posti 12 | seats 12**

**cod. 52.72**  
 cm L190/240/290 x P106 x H75  
 inch L74.8/94.5/114.2 x W41.7 x H29.5  
**posti 12 | seats 12**

**IMPERIAL RING**

**cod. 52.73**  
 cm ø150 x H75  
 inch L59.1 x H29.5  
**posti 6/8 | seats 6/8**

**cod. 52.74**  
 cm ø180 x H75  
 inch L70.9 x H29.5  
**posti 8 | seats 8**



# MIRAGE

design Toshiyuki Yoshino

## MIRAGE TAVOLO / TABLE COD. 53.02

- > STRUTTURA M328 OTTONE ANTICATO
- > PIANO CM005 SUPERMARMO NOIR DESIR LUCIDO
- > FRAME M328 AGED BRASS
- > TOP CM005 GLOSSY NOIR DESIR SUPERMARBLE

## QUEEN SEDIA / CHAIR COD. 34.46

- > COD. 34.47 SEDIA CON BRACCIOLI / CHAIR WITH ARMS
- > STRUTTURA M328 OTTONE ANTICATO
- > RIVESTIMENTO TVT08 VELLUTO TECNICO ROSSO BITTER
- > FRAME M328 AGED BRASS
- > UPHOLSTERY TVT08 RED BITTER TECHNICAL VELVET

## TONDO SPECCHIO / MIRROR COD. 09.38 - Ø180

## COSMOPOLITAN MADIA / SIDEBOARD

- > COD. 15.34LL
- > FIANCHI E ANTE RAL 3005 ROSSO VINO
- > VANO A GIORNO E GOLA L084D LEGNO LACCATO SABBIA SCURO
- > TELAIO CON PIEDINI M312 SABBIA
- > TOP C.181S CRISTALLO VELVET ANTIGRAFFIO TORTORA OPACO
- > FRONTAL AND SIDE PANELS RAL 3005 WINE RED
- > OPEN SPACE AND GROOVE L084D DARK SAND LACQUERED WOOD
- > FRAME/FEET M312 SAND
- > TOP C.181S VELVET ANTI-SCRATCH DOVE GREY GLASS

## GLORIA LAMPADA / LAMP COD. 56.01

- > CORPO M328 OTTONE ANTICATO
- > STRUCTURE M328 AGED BRASS





## MIRAGE

Tavolo con piano quadrato o rettangolare, fisso o allungabile con struttura in alluminio laccato e piano e prolunghe in cristallo lucido, cristallo antigraffio opaco, legno impiallacciato, SuperCeramica o SuperMarmo.

*Table with square or rectangular top, fix or with extensions, with lacquered aluminium frame, top and extensions in glossy glass, matt anti-scratch glass, veneer wood, SuperCeramic or SuperMarble.*



## FISSO | FIX

**cod. 53.02**  
cm L159 x P159 x H75  
inch L62,6 x W62,6 x H29,5  
**posti 8 | seats 8**



**cod. 53.03**  
cm L160 x P90 x H75  
inch L63 x W35,4 x H29,5  
**posti 6 | seats 6**



**cod. 53.04**  
cm L190 x P100 x H75  
inch L74,8 x W39,4 x H29,5  
**posti 8 | seats 8**



**cod. 53.05**  
cm L250 x P100 x H75  
inch L98,4 x W39,4 x H29,5  
**posti 12 | seats 12**

## ALLUNGABILE | EXTENDIBLE



**cod. 53.07**  
cm L160/225 x P90 x H75  
inch L63/88,6 x W35,4 x H29,5  
**posti 10 | seats 10**



**cod. 53.08**  
cm L190/265 x P100 x H75  
inch L74,8/104,3 x W39,4 x H29,5  
**posti 12 | seats 12**

NELLA PAGINA ACCANTO |  
ON THE LEFT

## MIRAGE TAVOLO / TABLE COD. 53.08

> STRUTTURA M312 SABBIA  
> PIANO L036 LEGNO IMPIALLACCIATO NOCE

> FRAME M312 SAND  
> TOP L036 WALNUT VENEER WOOD

## POLO SEDIA / CHAIR COD. 34.63

> STRUTTURA L006 LEGNO MASSELLO NOCE  
> RIVESTIMENTO TKC06 TESSUTO KVADRAT CODA DENIM

> FRAME L006 WALNUT SOLID WOOD  
> UPHOLSTERY TKC06 DENIM KVADRAT CODA FABRIC

## MADISON SUPERIOR

MOBILE BAR / COCKTAIL CABINET  
COD. 15.51SP

> STRUTTURA M326 ARGENTO NATURALE  
> PIEDINI DECORATIVI E MANIGLIE: M328 OTTONE ANTICATO  
> TOP, FIANCHI E ANTE CM006A SUPERMARMO GRIGIO VENATO BIANCO LUCIDO

> FRAME M326 NATURAL SILVER  
> FEET AND HANDLES M328 ACED BRASS  
> TOP, DOORS AND SIDE PANELS CM006A GLOSSY GREY WHITE-VEINED SUPERMARBLE

## CHIC PORTAVIVANDE / FOOD TROLLEY COD. 08.40

> STRUTTURA M326 ARGENTO NATURALE  
> PIANO C158 CRISTALLO TRASPARENTE FUMÉ

> FRAME M326 NATURAL SILVER  
> TOP C158 TRANSPARENT SMOKE GREY GLASS

## RENOIR SPECCHIO / MIRROR COD. 09.49

> C302 ARGENTO  
> C301 BRONZO

> C302 SILVER  
> C301 BRONZE



# UNIVERSE

design Bernhardt&Vella

## UNIVERSE TAVOLO / TABLE

**COD. 52.48**

- > STRUTTURA M327 NERO PROFONDO LUCIDO
- > DETTAGLI DECORATIVI M325 ORO
- > PIANO RING L038 LEGNO IMPIALLACCIATO ROVERE CARBONE
- > PIANO CENTRALE GIREVOLE INCASSATO C159 CRISTALLO TRASPARENTE BRONZO
- > FRAME M327 GLOSSY BLACK
- > DECORATIVE DETAILS M325 GOLD
- > TOP L038 CHARCOAL OAK VENEER
- > SWIVEL TRAY BUILT INTO TABLE TOP C159 TRANSPARENT BRONZE GLASS

## SOFIA SEDIA / CHAIR

**COD. 04.06**

- > RIVESTIMENTO TN002 WATERPROOF NABUK SABBIA
- > UPHOLSTERY TN002 SAND WATERPROOF NABUK

## CHIC PORTAVVANDE / FOOD TROLLEY

**COD. 08.40**

- > STRUTTURA M326 ARGENTO NATURALE
- > PIANO C158 CRISTALLO TRASPARENTE FUME'
- > FRAME M326 NATURAL SILVER
- > TOP C158 TRANSPARENT SMOKE GREY GLASS





**UNIVERSE TAVOLO / TABLE**  
**COD. 52.76**

> STRUTTURA M327 NERO PROFONDO LUCIDO  
> DETTAGLI DECORATIVI M325 ORO  
> PIANO L038 LEGNO IMPIALLACCIATO ROVERE CARBONE

> FRAME M327 GLOSSY BLACK  
> DECORATIVE DETAILS M325 GOLD  
> TOP L038 CHARCOAL OAK VENEER

**LAZY SUSAN**  
**COD. 07.95**

> STRUTTURA L038 LEGNO IMPIALLACCIATO ROVERE CARBONE  
> FRAME L038 CHARCOAL OAK VENEER

**CLARA SEDIA / CHAIR**  
**COD. 40.11**

> STRUTTURA PR02 PELLE PREMIUM AVORIO LEATHER  
> FRAME PR02 IVORY PREMIUM NAPPA LEATHER

**STREGA LAMPADA / LAMP**  
**COD. 56.05**

> PARALUME TEN06 TESSUTO GRIGIO CHIARO INTERNO ORO  
> LAMP SHADE TEN06 LIGHT GREY FABRIC, GOLD INSIDE

**NELLA PAGINA ACCANTO / ON THE RIGHT**

**UNIVERSE TAVOLO / TABLE**  
**COD. 52.79**

> STRUTTURA M306 BIANCO  
> DETTAGLI DECORATIVI M325 ORO  
> PIANO MAB4 MARMO BIANCO DOLOMITE

> FRAME M306 WHITE  
> DECORATIVE DETAILS M325 GOLD  
> TOP MAB4 WHITE DOLOMITE MARBLE

**PENELOPE SEDIA / CHAIR**  
**COD. 34.04**

> STRUTTURA M328 OTTONE ANTICATO  
> TESSUTO ANTERIORE TNS08 NABUK STAMPATO PIED DE POULE SALE&PEPE  
> TESSUTO POSTERIORE E BOTTONE TR505T PELLE ECOLOGICA BIANCA

> FRAME M328 AGED BRASS  
> FRONT COVER TNS08 PRINTED NABUK PIED DE POULE SALT&PEPPER  
> BACK COVER AND BUTTON TR505T WHITE ECO LEATHER

**UNIVERSE**

Tavolo fisso con piano ellittico, a botte, rotondo, ring o rettangolare con due tipologie di basamento. Piano in legno impiallacciato, legno massellato, legno massello, cristallo trasparente, cristallo lucido, cristallo antigraffio opaco, SuperMarmo o marmo naturale. Struttura e dettagli decorativi in acciaio laccato.

*Fix table with elliptical, barrel shaped, round, ring or rectangular top, with two types of basements. Top in veneer wood, veneer wood with solid edge, solid wood, glossy glass, matt anti-scratch glass, SuperMarble or natural marble. Frame and decorative details in lacquered metal. Optional: Lazy Susan.*



**FISSO | FIX**

**cod. 52.78**  
cm L200 x P106 x H75  
inch L78.7 x W41.7 x H29.5  
**posti 8 | seats 8**

**cod. 52.79**  
cm L250 x P116 x H75  
inch L98.4 x W45.7 x H29.5  
**posti 10 | seats 10**

**cod. 52.84**  
cm L200 x P116 x H75  
inch L78.7 x W45.7 x H29.5  
**posti 8 | seats 8**

**cod. 52.85**  
cm L250 x P120 x H75  
inch L98.4 x W47.2 x H29.5  
**posti 10 | seats 10**

**cod. 52.75**  
cm ø130 x H75  
inch L51.2 x H29.5  
**posti 6 | seats 6**

**cod. 52.76**  
cm ø150 x H75  
inch L59.1 x H29.5  
**posti 6 | seats 6**

**cod. 52.77**  
cm ø180 x H75  
inch L70.9 x H29.5  
**posti 8 | seats 8**



**cod. 52.80**  
cm L200 x P100 x H75  
inch L78.7 x W39.4 x H29.5  
**posti 8 | seats 8**

**cod. 52.81**  
cm L200 x P106 x H75  
inch L78.7 x W41.7 x H29.5  
**posti 8 | seats 8**

**cod. 52.82**  
cm L250 x P100 x H75  
inch L98.4 x W39.4 x H29.5  
**posti 10 | seats 10**

**cod. 52.83**  
cm L250 x P106 x H75  
inch L98.4 x W41.7 x H29.5  
**posti 10 | seats 10**

**UNIVERSE RING**

**cod. 52.47**  
cm ø150 x H75  
inch L59.1 x H29.5  
**posti 6 | seats 6**

**cod. 52.48**  
cm ø180 x H75  
inch L70.9 x H29.5  
**posti 8 | seats 8**





# UNIVERSE XXL

design Bernhardt&Vella

## UNIVERSE XXL TAVOLO / TABLE COD. 52.52

- > STRUTTURA M326 ARGENTO NATURALE
- > DETTAGLI DECORATIVI M097 CRIGIO CHIARO
- > PIANO CM006 SUPERMARMO GRIGIO VENATO BIANCO LUCIDO
- > FRAME M326 NATURAL SILVER
- > DECORATIVE DETAILS M097 LIGHT GREY
- > TOP CM006 GLOSSY GREY WHITE-VEINED SUPERMARBLE

## MARGOT SEDIA / CHAIR COD. 40.65

- SEDIA CON BRACCIOLI / CHAIR WITH ARMS
- > STRUTTURA L110 ROVERE CARBONE
- > RIVESTIMENTO TVE11 VELLUTO BLU PAVONE
- > FRAME L110 CHARCOAL OAK
- > UPHOLSTERY TVE11 PEACOCK BLUE VELVET

## LEXINGTON LIBRERIA / BOOKCASE COD. 16.58

- > STRUTTURA M055 NERO OPACO
- > FRAME M055 BLACK

## LEXINGTON RIPIANI / SHELVES COD. 16.20

- > BASE M097 CRIGIO CHIARO
- > TOP CM006 SUPERMARMO GRIGIO VENATO BIANCO LUCIDO
- > BASE M097 LIGHT GREY
- > TOP CM006 GLOSSY GREY WHITE-VEINED SUPERMARBLE

## SWING LAMPADE / LAMPS COD. 56.10

- > STRUTTURA M326 ARGENTO NATURALE
- > PARALUME VBO1 VETRO SOFFIATO A MANO IN BALOTON TRASPARENTE
- > FRAME M326 NATURAL SILVER
- > LAMP SHADE BALOTON TRANSPARENT HAND FLOATING GLASS

## PUFFOSO POUFF / OTTOMAN COD. PFF000101

- > STRUTTURA M325 ORO
- > RIVESTIMENTO TKC05 KVADRAT CODA VERDE SALVIA
- > FRAME M325 GOLD
- > UPHOLSTERY TKC05 SAGE GREEN KVADRAT CODA FABRIC

## PUFFOSO POUFF / OTTOMAN COD. PFF000101

- > STRUTTURA M325 ORO
- > RIVESTIMENTO TVE14 VELLUTO CRIGIO CHIARO
- > FRAME M325 GOLD
- > UPHOLSTERY TVE14 LIGHT GREY VELVET



**UNIVERSE XXL TAVOLO / TABLE**  
**COD. 52.52**

- > STRUTTURA M326 ARGENTO NATURALE
- > DETTAGLI M097 GRIGIO CHIARO
- > PIANO CM004 SUPERMARMO ONICE PERLA LUCIDO
- > FRAME M326 NATURAL SILVER
- > DECORATIVE DETAILS M097 LIGHT GREY
- > TOP CM004 GLOSSY ONICE PERLA SUPERMARBLE

**QUEEN SEDIA / CHAIR**  
**COD. 34.46**

- > STRUTTURA M326 ARGENTO NATURALE
- > RIVESTIMENTO PRO5 PELLE PREMIUM GRIGIO CHIARO
- > FRAME M326 NATURAL SILVER
- > UPHOLSTERY PRO5 LIGHT GREY PREMIUM NAPPA LEATHER

**ZEN MENSOLA / SHELF**  
**COD. 09.51**

- > FIANCO E RIPIANO C158 CRISTALLO TRASPARENTE FUME
- > SCHIENA CM006 SUPERMARMO GRIGIO VENATO BIANCO LUCIDO
- > SIDE PANEL AND SHELF C158 TRANSPARENT SMOKE GREY GLASS
- > BACK CM006 GLOSSY GREY WHITE-VEINED SUPERMARBLE



**UNIVERSE XXL**

Tavolo fisso con piano rettangolare in legno impiallacciato, legno massellato, legno massello, legno massello noce secolare, SuperMarmo. Struttura e dettagli decorativi in acciaio laccato.



*Fix table with rectangular top in veneer wood, veneer wood with solid edge, solid wood, heritage walnut solid wood, SuperMarble. Frame and decorative details in lacquered metal.*

**UNIVERSE XXL TAVOLO / TABLE**  
**COD. 52.51**

- > STRUTTURA M327 NERO PROFONDO LUCIDO
- > DETTAGLI M325 ORO
- > PIANO L038 LEGNO IMPIALLACCIATO ROVERE CARBONE
- > FRAME M327 GLOSSY BLACK
- > DECORATIVE DETAILS M325 GOLD
- > TOP L038 CHARCOAL OAK VENEER

**FISSO | FIX**

**cod. 52.51**  
cm L250 x P106 x H75  
inch L98.4 x W41.7 x H29.5  
**posti 10 | seats 10**

**cod. 52.52**  
cm L300 x P120 x H75  
inch L118.1 x W47.2 x H29.5  
**posti 12 | seats 12**





# MAGNUM

design Solido Studio

## MAGNUM TAVOLO / TABLE COD. 52.44

- > STRUTTURA PC002 CEMENTO
- > PIANO L038 LEGNO  
IMPIALLACCIATO ROVERE CARBONE
- > FRAME PC002 CONCRETE
- > TOP L038 CHARCOAL OAK VENEER

## PENELOPE SEDIA / CHAIR COD. 34.04

- COD. 34.05 SEDIA CON BRACCIOLI /  
CHAIR WITH ARMS
- > STRUTTURA M326 ARGENTO  
NATURALE
- > TESSUTO ANTERIORE TDE01 DECÓ  
PERLA GRIGIO
- > TESSUTO POSTERIORE TR517T  
PELLE ECOLOGICA ANTRACITE
- > BOTTONE / BRACCIOLI TN007  
WATERPROOF NABUK GRIGIO  
ANTRACITE
- > FRAME M326 NATURAL SILVER
- > FRONT COVER TDE01 DECÓ GREY  
PEARL
- > BACK COVER TR517T ANTHRACITE  
ECO LEATHER
- > BUTTON / ARMS TN007 ANTHRACITE  
WATERPROOF NABUK





## MAGNUM

Tavolo rotondo fisso con base in cemento e piano in legno impiallacciato, cristallo lucido, cristallo antigraffio opaco o SuperMarmo.

*Fix round table with concrete base and top in veneer wood, glossy glass, matt anti-scratch glass or SuperMarble.*

### MAGNUM TAVOLO / TABLE

**COD. 52.43**

- > STRUTTURA PC003 CEMENTO ANTRACITE
- > PIANO L009 LEGNO IMPIALLACCIATO ROVERE NATURALE
- > FRAME PC003 ANTHRACITE CONCRETE
- > TOP L009 NATURAL OAK VENEER

### ALFA SEDIA / CHAIR

**COD. 40.55**

- > STRUTTURA L109 LEGNO MASSELLO ROVERE NATURALE
- > SCOCCA L087 LEGNO LACCATO ANTRACITE
- > CUSCINO TRAPUNTATO TL009 PURE VIRGIN WOOL ANTRACITE
- > FRAME L109 NATURAL OAK SOLID WOOD
- > SHELL L087 MATT ANTHRACITE LACQUERED WOOD
- > QUILTED CUSHION TL009 ANTHRACITE PURE VIRGIN WOOL

### FUNKY LAMPADA / CEILING LIGHT

**COD. 56.11**

- > STRUTTURA M055 NERO OPACO
- > PARALLUME VB05 VETRO SOFFIATO BALATON FUMÉ
- > FRAME M055 BLACK
- > LAMP SHADE VB05 FLOATING GLASS BALATON SMOKE



## FISSO | FIX

**cod. 52.43**  
cm ø150 x H75  
inch L59.1 x H29.5  
**posti 6 | seats 6**

**cod. 53.44**  
cm ø180 x H75  
inch L70.9 x H29.5  
**posti 8 | seats 8**



**FUSION TAVOLO / TABLE**  
**COD. 52.04**

- > ANELLI BC02 BICOLOR NERO PROFONDO LUCIDO / ORO
- > BASE M327 NERO PROFONDO LUCIDO
- > PIANO C185S CRISTALLO VELVET ANTIGRAFFIO NERO OPACO
- > RINGS BC02 BICOLOR GLOSSY BLACK / GOLD
- > BASE M327 GLOSSY BLACK
- > TOP C185S VELVET MATT ANTI-SCRATCH BLACK GLASS

**KUGA SEDIA / CHAIR**  
**COD. 40.38**

- > M327 STRUTTURA NERO PROFONDO LUCIDO
- > RIVESTIMENTO TR504 PELLE ECOLOGICA NERA
- > FRAME M327 GLOSSY BLACK
- > UPHOLSTERY TR504 BLACK ECO LEATHER



# FUSION

design Pocci & Dondoli

**FUSION TAVOLO / TABLE**  
**COD. 52.02**

- > BASE M327 NERO PROFONDO LUCIDO
- > ANELLI BC01 BICOLOR NERO PROFONDO LUCIDO / ARGENTO NATURALE
- > PIANO C157 CRISTALLO TRASPARENTE EXTRACHIARO
- > BASE M327 GLOSSY BLACK
- > RINGS BC01 BICOLOR GLOSSY BLACK / NATURAL SILVER
- > TOP C157 TRANSPARENT EXTRA-CLEAR GLASS

**MALIK SEDIA / CHAIR**  
**COD. 40.07**

- > RIVESTIMENTO TVE12 VELLUTO BLU NOTTE
- > UPHOLSTERY TVE12 NIGHT BLUE VELVET





**FUSION TABLE / TAVOLO**  
**COD. 52.07**

> ANELLI E CORNICE BASE M328 OTTONE ANTICATO  
> BASE E PIANO CM004 SUPERMARMO ONICE PERLA LUCIDO  
> RINGS AND BASE EDGE M328 ACED BRASS  
> BASE AND TOP CM004 GLOSSY ONICE PERLA SUPERMARBLE

**STREGA LAMPADA / LAMP**  
**COD. 56.04**

> TENOS TESSUTO BIANCO INTERNO BIANCO  
> TENOS WHITE FABRIC WHITE INSIDE

**PENELOPE SEDIA / CHAIR**  
**COD. 34.04**

> STRUTTURA M328 OTTONE ANTICATO  
> SEDUTA E SCHIENALE ANTERIORE TNS09 WATERPROOF NABUK STAMPATO ANELLI SALE & PEPE  
> RETRO E BOTTORE PRO1T PELLE PREMIUM BIANCA  
> STRUCTURE M328 ACED BRASS  
> FRONT COVER TNS09 WATERPROOF PRINTED NABUK RINGS SALT & PEPPER  
> BACK COVER AND BUTTON PRO1T WHITE PREMIUM NAPPA LEATHER

**COSMOPOLITAN**  
**MADIA / SIDEBOARD**  
**COD. 15.41CS**

> TOP FIANCHI, ANTE E FRONTALI CASSETTI C186S CRISTALLO VELVET ANTIGRAFFIO GRIGIO CHIARO OPACO  
> COLA LEGNO LACCATO NCS 6020-R90B  
> PIEDINI M328 OTTONE ANTICATO  
> TOP, FRONTAL AND SIDE PANELS C186S VELVET MATT ANTI-SCRATCH LIGHT GREY GLASS  
> GROOVE LACQUERED WOOD NCS 6020-R90B  
> FEET M328 ACED BRASS

**FUSION**

Tavolo con piano ellittico, a botte, rotondo, ring o rettangolare, fisso o allungabile. Piano in legno massello, massellato, impiallacciato, marmo naturale, cristallo trasparente, cristallo lucido, cristallo antigraffio opaco, SuperMarmo. Prolunghe in cristallo lucido, cristallo antigraffio opaco, legno impiallacciato, SuperCeramica, SuperMarmo. Struttura ad anelli e cornice base in acciaio laccato; base in acciaio laccato, legno impiallacciato o SuperMarmo. Optional: Lazy Susan.

*Table with elliptical, barrel shaped, rectangular, round or ring top, fix or extendable. Top in solid wood, veneer wood with solid edge, veneer wood, natural marble, transparent glass, glossy glass, matt anti-scratch glass, SuperMarble. Extensions in glossy glass, matt anti-scratch glass, veneer wood, SuperCeramic, SuperMarble. Rings frame and base edge in lacquered metal; base in lacquered metal, veneer wood or SuperMarble. Optional: Lazy Susan.*



**FISSO | FIX**

**cod. 52.03**  
cm L200 x P106 x H75  
inch L78.7 x W41.7 x H29.5  
**posti 8 | seats 8**

**cod. 52.04**  
cm L250 x P116 x H75  
inch L98.4 x W45.7 x H29.5  
**posti 10 | seats 10**

**cod. 52.01**  
cm L200 x P106 x H75  
inch L78.7 x W41.7 x H29.5  
**posti 8 | seats 8**

**cod. 52.02**  
cm L250 x P106 x H75  
inch L98.4 x W41.7 x H29.5  
**posti 10 | seats 10**

**cod. 52.41**  
cm L200 x P100 x H75  
inch L78.7 x W39.4 x H29.5  
**posti 8 | seats 8**

**cod. 52.42**  
cm L250 x P100 x H75  
inch L98.4 x W39.4 x H29.5  
**posti 10 | seats 10**

**cod. 52.07**  
cm Ø150 x H75  
inch Ø59.1 x H29.5  
**posti 6/8 | seats 6/8**

**cod. 52.40**  
cm Ø180 x H75  
inch Ø70.9 x H29.5  
**posti 8 | seats 8**

**FUSION TAVOLO / TABLE**  
**COD. 52.40**

> ANELLI E BASE M327 NERO PROFONDO LUCIDO  
> PIANO L036 LEGNO IMPIALLACCIATO NOCE  
> RINGS AND BASE M327 GLOSSY BLACK  
> TOP L036 WALNUT VENEER



**ALLUNGABILE | WITH EXTENSIONS**

**cod. 52.05**  
cm L160/200/240 x P90 x H75  
inch L63/78.7/94.5 x W35.4 x H29.5  
**posti 10 | seats 10**

**cod. 52.06**  
cm L170/210/250 x P106 x H75  
inch L63/82.7/98.4 x W41.7 x H29.5  
**posti 10 | seats 10**

**FUSION RING**

**cod. 52.23**  
cm Ø150 x H76  
inch Ø59.1 x H29.9  
**posti 8 | seats 8**

**cod. 52.24**  
cm Ø180 x H76  
inch Ø70.9 x H29.9  
**posti 8 | seats 8**





# PODIUM

design Shannon Sadler

**PODIUM TAVOLO / TABLE**  
**COD. 52.17**

> STRUTTURA E PIANO PC001  
CEMENTO BIANCO  
> FRAME AND TOP PC001 WHITE  
CONCRETE

**FREAK SEDIA / CHAIR**  
**COD. 34.02**

> STRUTTURA M326 ARGENTO NATURALE  
> FRAME M326 NATURAL SILVER

**FREAK CUSCINO / CUSHION**  
**COD. 34.02CUS**

> TMA07 TESSUTO MAMBO VIOLA ORO  
> TMA07 GOLD VIOLET MAMBO FABRIC

**COSMOPOLITAN MADIA / SIDEBOARD**  
**COD. 15.40SP**

> TOP FIANCHI E ANTE CM002A  
SUPERMARMO CRIGIO SERENA OPACO  
> GOLA NCS S 4055-R70B BLU  
ELETTTRICO  
> PIEDINI M326 ARGENTO NATURALE  
> TOP, FRONTAL AND SIDE PANELS:  
CM002A MATT GREY SUPERMARBLE  
> GROOVE NCS S 4055-R70B  
ELECTRIC BLUE  
> FEET M326 NATURAL SILVER

**GLORIA LAMPADA / LAMP**  
**COD. 56.01**

> CORPO M306 BIANCO  
> STRUCTURE M306 WHITE







## PODIUM

Tavolo con piano ellittico, a botte o rettangolare, fisso o allungabile con base in cemento. Piano in legno massello, legno massellato, legno impiallacciato, legno massello noce secolare, cristallo lucido, cristallo antigraffio opaco, cemento o SuperMarmo.

*Table with elliptical, barrel shaped or rectangular top, fix or extendable, with concrete base. Top in solid wood, veneer wood, veneer wood with solid edge, heritage walnut solid wood, glossy glass, matt anti-scratch glass, concrete, SuperMarble.*

NELLA PAGINA ACCANTO /  
ON THE LEFT

### PODIUM TAVOLO / TABLE

**COD. 52.17**  
> STRUTTURA E PIANO PC001 CEMENTO BIANCO  
> FRAME AND TOP PC001 WHITE CONCRETE

### SURI SEDIA / CHAIR

**COD. 34.43**  
> STRUTTURA CENTRALE GIREVOLE M306 BIANCO  
> SCHIENALE TELO6L TESSUTO ELASTICO BEIGE  
> SEDUTA TELO6 TESSUTO ELASTICO BEIGE  
> SWIVEL CENTRAL LEG M306 WHITE  
> BACK TELO6L BEIGE ELASTIC FABRIC  
> SEAT TELO6 BEIGE ELASTIC FABRIC



## FISSO | FIX

**cod. 52.16**  
cm L200 x P106 x H75  
inch L78.7 x W41.7 x H29.5  
**posti 8 | seats 8**

**cod. 52.17**  
cm L250 x P116 x H75  
inch L98.4 x W45.7 x H29.5  
**posti 10 | seats 10**

**cod. 52.54**  
cm L200 x P100 x H75  
inch L78.7 x W39.4 x H29.5  
**posti 8 | seats 8**

**cod. 52.14**  
cm L200 x P106 x H75  
inch L78.7 x W41.7 x H29.5  
**posti 8 | seats 8**

**cod. 52.55**  
cm L250 x P100 x H75  
inch L98.4 x W45.7 x H29.5  
**posti 12 | seats 12**

**cod. 52.15**  
cm L250 x P106 x H75  
inch L98.4 x W41.7 x H29.5  
**posti 10 | seats 10**

**cod. 52.90**  
cm L200 x P116 x H75  
inch L78.7 x W45.7 x H29.5  
**posti 8 | seats 8**

**cod. 52.91**  
cm L250 x P120 x H75  
inch L98.4 x W47.2 x H29.5  
**posti 10 | seats 10**

## ALLUNGABILE | WITH EXTENSIONS

**cod. 52.18**  
cm L170/250 x P106 x H75  
inch L66.9/98.4 x W41.7 x H29.5  
**posti 10 | seats 10**



## PODIUM TAVOLO / TABLE

**COD. 52.17**  
> STRUTTURA PC001 CEMENTO BIANCO  
> PIANO L036 LEGNO IMPIALLACCIATO NOCE (SPESSORE CM 3)  
> FRAME PC001 WHITE CONCRETE  
> TOP L036 WALNUT VENEER (THICKNESS 3 CM)





# ARTISTICO

design Pocci & Dondoli

## ARTISTICO TAVOLO / TABLE

**COD. 20.02**

- > STRUTTURA M312 SABBIA
- > PIANO L006 LEGNO MASSELLO NOCE

- > FRAME M312 SAND
- > TOP L006 WALNUT SOLID WOOD

## TAI SEDIA / CHAIR

**COD. 40.12**

- > STRUTTURA M312 SABBIA
- > RIVESTIMENTO T001 PURE VIRGIN WOOL NATURALE

- > FRAME M312 SAND
- > UPHOLSTERY T001 NATURAL PURE VIRGIN WOOL



**ARTISTICO** TAVOLO / TABLE  
**COD. 20.64**  
 > STRUTTURA M326 ARGENTO  
 NATURALE  
 > PIANO + PROLUNGHE CM007A  
 SUPERMARMO BIANCO STATUARIO  
 OPACO  
 > FRAME M326 NATURAL SILVER  
 > TOP + EXTENSIONS CM007A MATT  
 WHITE SUPERMARBLE

**MALIK** SEDIA / CHAIR  
**COD. 40.07**  
 > RIVESTIMENTO TN008  
 WATERPROOF NABUK BORDEAUX  
 > UPHOLSTERY TN008 BORDEAUX  
 WATERPROOF NABUK



## ARTISTICO

Tavolo con piano rettangolare o a botte, fisso o allungabile, in legno massello, legno massellato, legno impiallacciato, legno massello noce secolare, cristallo trasparente, cristallo lucido, cristallo antigraffio opaco, SuperCeramica, SuperMarmo o marmo naturale. Prolunghe in legno impiallacciato, cristallo lucido, cristallo antigraffio opaco, SuperCeramica, SuperMarmo. Struttura in acciaio laccato.

*Table with rectangular or barrel shaped top, fix or extendable, in solid wood, veneer wood with solid edge, veneer wood, heritage walnut solid wood, transparent glass, glossy glass, anti-scratch glass, SuperCeramic, SuperMarble or natural marble. Extensions in veneer wood, glossy glass, matt anti-scratch glass, SuperCeramic, SuperMarble. Frame in lacquered metal.*



## FISSO | FIX

**cod. 20.13**  
 cm L160 x P90 x H75  
 inch L63 x W35.4 x H29.5  
**posti 8 | seats 8**

**cod. 20.00**  
 cm L180 x P106 x H75  
 inch 70.9 x W41.7 x H29.5  
**posti 8 | seats 8**

**cod. 52.45**  
 cm L200 x P100 x H75  
 inch L78.7 x W39.4 x H29.5  
**posti 8 | seats 8**

**cod. 20.01**  
 cm L200 x P106 x H75  
 inch L78.7 x W41.7 x H29.5  
**posti 8 | seats 8**

**cod. 52.46**  
 cm L250 x P100 x H75  
 inch L78.7 x W39.4 x H29.5  
**posti 12 | seats 12**

**cod. 20.02**  
 cm L250 x P106 x H75  
 inch L98.4 x W41.7 x H29.5  
**posti 12 | seats 12**

## ALLUNGABILE | WITH EXTENSIONS

**cod. 20.03**  
 cm L160/200/240 x P90 x H75  
 inch L63/78.7/94.5 x W35.4 x H29.5  
**posti 10 | seats 10**

**cod. 20.59**  
 cm L160/200/240 x P90 x H75  
 inch L63/78.7/94.5 x W35.4 x H29.5  
**posti 10 | seats 10**

**cod. 20.64**  
 L190/240/290 x P100 x H75  
 inch L74.8/94.5/114.2 x W39.4 x H29.5  
**posti 12 | seats 12**

**cod. 20.04**  
 cm L190/240/290 x P106 x H75  
 inch L74.8/94.5/114.2 x W41.7 x H29.5  
**posti 12 | seats 12**

**cod. 20.60**  
 cm L190/240/290 x P106 x H75  
 inch L74.8/94.5/114.2 x W41.7 x H29.5  
**posti 12 | seats 12**



## A BOTTE | BARREL-SHAPED

**cod. 52.88**  
 cm L200 x P116 x H75  
 inch L78.7 x W45.7 x H29.5  
**posti 8 | seats 8**

**cod. 52.89**  
 cm L250 x P120 x H75  
 inch L98.4 x W47.2 x H29.5  
**posti 10 | seats 10**



# MILLENNIUM


design Pocci & Dondoli

**MILLENNIUM** TAVOLO / TABLE  
**COD. 52.50**

- > STRUTTURA M328 OTTONE ANTICATO
- > PIANO CM005 SUPERMARMO NOIR DESIR LUCIDO
- > FRAME M328 AGED BRASS
- > TOP CM005 GLOSSY NOIR DESIR SUPERMARBLE

**ALICE** SEDIA / CHAIR  
**COD. 40.17**

- > RIVESTIMENTO Q400 CUIOIO NERO
- > UPHOLSTERY Q400 BLACK HIDE LEATHER





NELLA PAGINA ACCANTO /  
ON THE LEFT

**MILLENNIUM TAVOLO / TABLE**  
**COD. 20.39**  
> STRUTTURA M328 OTTONE ANTICATO  
> PIANO L116 LEGNO MASSELLO  
SCORTECCIATO NOCE SECOLARE  
> FRAME M328 ACED BRASS  
> TOP L116 HERITAGE WALNUT SOLID  
WOOD

**CLARA TRAPUNTATA SEDIA /**  
**QUILTED CHAIR**  
**COD. 40.11**  
> RIVESTIMENTO PR26 PELLE PREMIUM  
COTTO  
> UPHOLSTERY PR26 BURNT CLAY  
PREMIUM NAPPA LEATHER

**SWING LAMPADA / LAMP COD. 56.10**  
**FUNKY LAMPADA / LAMP COD. 56.11**  
**SOUL LAMPADA / LAMP COD. 56.12**  
> STRUTTURA M326 ARCENTO NATURALE  
> PARALUME V005 VETRO SOFFIATO A  
MANO FUMÉ  
> FRAME M326 NATURAL SILVER  
> LAMP SHADE V005 SMOKE HAND  
FOLATING GLASS

SULLA DESTRA / ON THE RIGHT

**MILLENNIUM TAVOLO / TABLE**  
**COD. 20.36**  
> STRUTTURA M310 ANTRACITE  
> PIANO C157 CRISTALLO  
TRASPARENTE EXTRACHIARO  
> FRAME M310 ANTHRACITE  
> TOP C157 TRANSPARENT EXTRA-  
CLEAR GLASS

**KUGA TAVOLO / TABLE**  
**COD. 40.38**  
> STRUTTURA M310 ANTRACITE  
> RIVESTIMENTO TR517 PELLE  
ECOLOGICA ANTRACITE  
> FRAME M310 ANTHRACITE  
> UPHOLSTERY TR517 ANTHRACITE  
ECO LEATHER





## MILLENNIUM

Tavolo con piano rettangolare, a botte, rotondo, ring, fisso o allungabile, in legno massello, legno massellato, legno impiallacciato, legno laccato, legno massello noce secolare, cristallo trasparente, cristallo lucido, cristallo antigraffio opaco, SuperCeramica, SuperMarmo. Struttura in acciaio laccato.

*Table with rectangular, barrel shaped, round or ring top, fix or extendable, in solid wood, veneer wood with solid edge, veneer wood, lacquered wood, heritage walnut solid wood, transparent glass, glossy glass, matt anti-scratch glass, SuperCeramic, SuperMarble. Frame in lacquered metal.*

**MILLENNIUM TAVOLO / TABLE**  
**COD. 20.61**  
 > STRUTTURA MC03 MULTICOLOR ELEGANT  
 > PIANO C196 CRISTALLO LACCATO ANTRACITE LUCIDO  
 > PROLUNGA L087 LEGNO LACCATO ANTRACITE OPACO  
 > FRAME MC03 MULTICOLOR ELEGANT  
 > TOP C196 GLOSSY ANTHRACITE LACQUERED GLASS  
 > EXTENSION L087 MATT ANTHRACITE LACQUERED WOOD

**NATA SEDIA / CHAIR**  
**COD. 40.14**  
 > RIVESTIMENTO PROST PELLE PREMIUM GRIGIO CHIARO  
 > UPHOLSTERY PROST LIGHT GREY PREMIUM NAPPA LEATHER

## FISSO | FIX

**cod. 20.36**  
 cm L160 x P90 x H75  
 inch L63.0 x W35.4 x H29.5  
**posti 8 | seats 8**

**cod. 20.37**  
 cm L180 x P106 x H75  
 inch L70.9 x W41.7 x H29.5  
**posti 8 | seats 8**

**cod. 52.49**  
 cm L200 x P100 x H75  
 inch L78.7 x W39.4 x H29.5  
**posti 8 | seats 8**

**cod. 20.38**  
 cm L200 x P106 x H75  
 inch L78.7 x W39.4 x H29.5  
**posti 8 | seats 8**

**cod. 20.62**  
 cm L220 x P106 x H75  
 inch L86.6 x W41.7 x H29.5  
**posti 10 | seats 10**

**cod. 52.50**  
 cm L250 x P100 x H75  
 inch L78.7 x W39.4 x H29.5  
**posti 12 | seats 12**

**cod. 20.39**  
 cm L250 x P106 x H75  
 inch L98.4 x W41.7 x H29.5  
**posti 12 | seats 12**

**cod. 20.56**  
 cm L300 x P120 x H75  
 inch L118.1 x W47.2 x H29.5  
**posti 14 | seats 14**

## ALLUNGABILE | WITH EXTENSIONS

**cod. 20.40**  
 cm L160/200/240 x P90 x H75  
 inch L63.0/78.7/94.5 x W35.4 x H29.5  
**posti 10 | seats 10**

**cod. 20.66**  
 cm L190/240/290 x P100 x H75  
 inch L74.8/94.5/114.2 x W39.4 x H29.5  
**posti 12 | seats 12**

**cod. 20.41**  
 cm L190/240/290 x P106 x H75  
 inch L74.8/94.5/114.2 x W41.7 x H29.5  
**posti 12 | seats 12**



## A BOTTE FISSO | BARREL-SHAPED FIX

**cod. 20.95**  
 cm L200 x P116 x H75  
 inch L78.7 x W45.7 x H29.5  
**posti 8 | seats 8**

**cod. 20.96**  
 cm L250 x W120 x H75  
 inch L98.4 x W47.2 x H29.5  
**posti 10 | seats 10**

## TONDO FISSO | ROUND FIX

**cod. 20.42**  
 cm Ø 130 x H75  
 inch Ø 51.2 x H29.5  
**posti 6 | seats 6**

**cod. 20.43**  
 cm Ø 150 x H75  
 inch Ø 59.1 x H29.5  
**posti 6/8 | seats 6/8**

## TONDO ALLUNGABILE | ROUND WITH EXTENSIONS

**cod. 20.61**  
 cm Ø 125 x H75 chiuso  
 cm L 175 x W 125 x H75 aperto  
**posti 8 | seats 8**

## MILLENNIUM RING

**cod. 20.91**  
 cm Ø 150 x H76  
 inch L59.1 x H29.9  
**posti 6/8 | seats 6/8**





## MILLENNIUM XXL

design Pocci & Dondoli

**MILLENNIUM XXL TAVOLO / TABLE**  
**COD. 20.98**

- > STRUTTURA M326 ARGENTO NATURALE
- > PIANO CM003 SUPERMARMO ARABESCATO
- > FRAME M326 NATURAL SILVER
- > TOP CM003 ARABESCATO SUPERMARBLE

**KUGA SEDIA / CHAIR**  
**COD. 40.38**

- > STRUTTURA M326 ARGENTO NATURALE
- > RIVESTIMENTO TVE03 VELLUTO PRUGNA
- > FRAME M326 NATURAL SILVER
- > UPHOLSTERY TVE03 PRUNE VELVET





#### MILLENNIUM XXL

Tavolo con piano rettangolare fisso in legno massello, legno massellato, legno impiallacciato, legno massello noce secolare, cristallo trasparente e SuperMarble. Struttura in acciaio laccato.

*Fix table with rectangular top in solid wood, veneer wood with solid edge, veneer wood, heritage walnut solid wood, glass and SuperMarble. Frame in lacquered metal.*



#### MILLENNIUM XXL TAVOLO / TABLE COD. 20.98

- > STRUTTURA M3.10 ANTRACITE
- > PIANO L1.09 LEGNO MASSELLO ROVERE NATURALE
- > FRAME M3.10 ANTRACITE
- > TOP L1.09 NATURAL OAK SOLID WOOD

#### KELLY SEDIA / CHAIR COD. 34.03

- > STRUTTURA L1.09 LEGNO MASSELLO ROVERE NATURALE
- > DETTAGLI M3.10 ANTRACITE
- > RIVESTIMENTO TMA.01 TESSUTO MAMBO BIANCO
- > FRAME L1.09 NATURAL OAK SOLID WOOD
- > DETAILS M3.10 ANTRACITE
- > COVER TMA.01 WHITE MAMBO FABRIC

#### MILLENNIUM TAVOLINO / COFFEE TABLE COD. 07.71

- > STRUTTURA M3.10 ANTRACITE
- > PIANO L0.09 LEGNO IMPIALLACCIATO ROVERE NATURALE
- > FRAME M3.10 ANTRACITE
- > TOP L0.09 NATURAL OAK VENEER

#### FISSO | FIX

cod. 20.97  
cm L250 x P106 x H75  
inch L98.4 x W41.7 x H29.5  
posti 10 | seats 10

cod. 20.98  
cm L300 x P120 x H75  
inch L118.1 x W47.2 x H29.5  
posti 12 | seats 12

cod. 20.99  
cm L400 x P130 x H75  
inch L157.5 x W51.2 x H29.5  
posti 16 | seats 16







# FIANDRE

design Silvia&Maurizio Varsi

NELLA PAGINA ACCANTO /  
ON THE LEFT

**FIANDRE TAVOLO / TABLE**  
**COD. 20.47**

- > STRUTTURA M3.12 SABBIA
- > PIANO L008 LEGNO
- IMPIALLACCIATO OLMO
- > FRAME M3.12 SAND
- > TOP L008 ELM VENEER

**SEVENTY SEDIA / CHAIR**  
**COD. 40.51**

- > STRUTTURA G093 CROMO
- > RIVESTIMENTO TR5.18 PELLE
- ECOLOGICA SABBIA
- > FRAME G093 CHROME
- > UPHOLSTERY TR5.18 SAND
- ECO LEATHER

SULLA DESTRA / ON THE RIGHT

**FIANDRE TAVOLO / TABLE**  
**COD. 20.45**

- > STRUTTURA M3.10 ANTRACITE
- > PIANO L006 LEGNO MASSELLO
- SCORTECCIATO NOCE
- > FRAME M3.10 ANTHRACITE
- > TOP L006 WALNUT SOLID WOOD

**KUGA SEDIA / CHAIR**  
**COD. 40.37**

- > STRUTTURA L006 LEGNO MASSELLO
- NOCE
- > RIVESTIMENTO T1002 PURE VIRGIN
- WOOL SABBIA
- > FRAME L006 WALNUT SOLID WOOD
- > UPHOLSTERY T1002 SAND PURE
- VIRGIN WOOL



**FIANDRE TAVOLO / TABLE**  
**COD. 20.65**  
 > STRUTTURA M326 ARGENTO  
 NATURALE  
 > PIANO CRO03A SUPERCERAMICA  
 BIANCA  
 > FRAME M326 NATURAL SILVER  
 > TOP CRO03A WHITE SUPERCERAMIC

**MOOD SEDIA CON BRACCIOLI /**  
**CHAIR WITH ARMS**  
**COD. 34.20**  
 > STRUTTURA M326 ARGENTO  
 NATURALE  
 > SCOCCA Z008 POLIPROPILENE  
 CARAMELLO  
 > FRAME M326 NATURAL SILVER  
 > SHELL Z008 CARMEL  
 POLYPROPYLENE

**OLIMPIA LAMPADA / LAMP**  
**COD. 56.15**  
 > STRUTTURA M326 ARGENTO  
 NATURALE  
 > FRAME M326 NATURAL SILVER



**FIANDRE**

Tavolo fisso o allungabile con piano in legno massello, legno massellato, legno impiallacciato, legno massello noce secolare, cristallo lucida, cristallo antigraffio opaco, SuperCeramica, SuperMarmo o marmo naturale. Prolunghe in legno impiallacciato, cristallo lucida, cristallo antigraffio opaco, SuperCeramica, SuperMarmo. Struttura in acciaio laccata.

*Fix or extendable table with top in solid wood, veneer wood with solid edge, veneer wood, heritage walnut solid wood, glossy glass, matt anti-scratch glass, SuperCeramic, SuperMarble or natural marble. Extensions in veneer wood, glossy glass, matt anti-scratch glass, SuperCeramic, SuperMarble. Frame in lacquered metal.*

**FIANDRE TAVOLO / TABLE**  
**COD. 20.65**  
 > STRUTTURA M326 ARGENTO  
 NATURALE  
 > PIANO CRO03A SUPERCERAMICA  
 BIANCA  
 > FRAME M326 NATURAL SILVER  
 > TOP CRO03A WHITE SUPERCERAMIC



**FISSO | FIX**

**cod. 20.44**  
 cm L200 x P106 x H75  
 inch L78.7 x W41.7 x H29.5  
**posti 8 | seats 8**

**cod. 20.45**  
 cm L250 x P106 x H75  
 inch L98.4 x W41.7 x H29.5  
**posti 12 | seats 12**

**ALLUNGABILE |**  
**WITH EXTENSIONS**

**cod. 20.46**  
 cm L160/200/240 x P90 x H75  
 inch L63/78.7/94.5 x W35.4 x H29.5  
**posti 10 | seats 10**

**cod. 20.65**  
 cm L190/240/290 x P100 x H75  
 inch L74.8/94.5/114.2 x W39.4 x H29.5  
**posti 12 | seats 12**

**cod. 20.47**  
 cm L190/240/290 x P106 x H75  
 inch L74.8/94.5/114.2 x W41.7 x H29.5  
**posti 12 | seats 12**





# MAJESTY

design Marco Corti

## MAJESTY TAVOLO / TABLE

**COD. 20.86**

- > STRUTTURA M326 ARGENTO NATURALE
- > PIANO C180S CRISTALLO VELVET ANTIGRAFFIO BIANCO OPACO
- > FRAME M326 NATURAL SILVER
- > TOP C180S VELVET MATT ANTI-SCRATCH WHITE GLASS

## KUGA SEDIA / CHAIR

**COD. 40.38**

- > STRUTTURA M326 ARGENTO NATURALE
- > RIVESTIMENTO TR516 PELLE ECOLOGICA GRIGIO CHIARO
- > FRAME M326 NATURAL SILVER
- > UPHOLSTERY TR516 LIGHT GREY ECO LEATHER





## MAJESTY

Tavolo con piano ellittico, a botte o rettangolare, fisso o allungabile, in legno massello, legno massellato, legno impiallacciato, legno massello noce secolare, cristallo lucido, cristallo antigraffio opaco, SuperCeramica, SuperMarmo o marmo naturale. Struttura in acciaio laccato.

*Table with elliptical, barrel shaped or rectangular top, fix or extendable, in solid wood, veneer wood with solid edge, veneer wood, heritage walnut solid wood, glossy glass, matt anti-scratch glass, SuperCeramic, SuperMarble or natural marble. Frame in lacquered metal.*



## FISSO | FIX

**cod. 20.84**  
cm L250 x P116 x H75  
inch L98.4 x W45.7 x H29.5  
**posti 10 | seats 10**

**cod. 20.80**  
cm L200 x P106 x H75  
inch L78.7 x W41.7 x H29.5  
**posti 8 | seats 8**

**cod. 20.82**  
cm L250 x P106 x H75  
inch L98.4 x W41.7 x H29.5  
**posti 12 | seats 12**



## ALLUNGABILE | WITH EXTENSIONS

**cod. 20.85**  
cm L160/200/240 x P90 x H75  
inch L63/78.7/94.5 x W35.4 x H29.5  
**posti 10 | seats 10**

**cod. 20.87**  
cm L190/240/290 x P100 x H75  
inch L74.8/94.5/114.2 x W39.4 x H29.5  
**posti 12 | seats 12**

**cod. 20.88**  
cm L190/240/290 x P106 x H75  
inch L74.8/94.5/114.2 x W41.7 x H29.5  
**posti 12 | seats 12**



## ALLUNGABILE A BOTTE | BARREL-SHAPED WITH EXTENSIONS

**cod. 20.86**  
cm L170/210/250 x P106 x H75  
inch L66.9/82.7/98.4 x W41.7 x H29.5  
**posti 10 | seats 10**

**cod. 20.89**  
cm L200/250/300 x P106 x H75  
inch L78.7/98.4/118.1 x W41.7 x H29.5  
**posti 12 | seats 12**

## MAJESTY TAVOLO / TABLE COD. 20.88

> STRUTTURA M306 BIANCO  
> PIANO L009 LEGNO IMPIALLACCIATO  
ROVERE NATURALE

> FRAME M306 WHITE  
> TOP L009 NATURAL OAK VENEER

## MARGOT SEDIA / CHAIR COD. 40.65

MAJESTY SEDIA CON BRACCIOLI / WITH ARMS

> STRUTTURA L109 LEGNO MASSELLO  
ROVERE NATURALE  
> RIVESTIMENTO TN008 WATERPROOF  
NABUK BORDEAUX

> FRAME L109 NATURAL OAK SOLID WOOD  
> UPHOLSTERY TN008 BORDEAUX  
WATERPROOF NABUK



# GLAMOUR

design Contromano

**GLAMOUR TAVOLO / TABLE**  
**COD. 52.30**

- > STRUTTURA M327 NERO PROFONDO LUCIDO
- > PIEDINI M325 ORO
- > PIANO CM005 SUPERMARMO NOIR DESIR LUCIDO
- > FRAME M327 GLOSSY BLACK
- > FEET M325 GOLD
- > TOP CM005 GLOSSY NOIR DESIR SUPERMARBLE

**LAZY SUSAN VASSOIO GIREVOLE / ROTATING TRAY**  
**COD. 07.93**

- > CM005 SUPERMARMO NOIR DESIR LUCIDO
- > CM005 GLOSSY NOIR DESIR SUPERMARBLE

**KATE SEDIA / CHAIR**  
**COD. 40.87**

- > STRUTTURA M327 NERO PROFONDO LUCIDO
- > SCOCCA L090 LEGNO LACCATO NERO
- > CUSCINO PRO6 PELLE PREMIUM VERDE CHIARO
- > FRAME M327 GLOSSY BLACK
- > SHELL L090 BLACK LACQUERED WOOD
- > CUSHION PRO6 LIGHT GREEN PREMIUM NAPPA LEATHER





## GLAMOUR

Tavolo fisso con piano ellittico, rotondo, ring o rettangolare, in legno massello, legno massellato, legno impiallacciato, legno massello noce secolare, cristallo trasparente, cristallo lucido, cristallo antigraffio opaco, marmo naturale o SuperMarble. Struttura e piedini decorativi in acciaio laccato.

*Fix table with elliptical, round, ring or rectangular top in solid wood, veneer wood with solid edge, veneer wood, heritage walnut solid wood, transparent glass, glossy glass, matt anti-scratch glass, natural marble or SuperMarble. Frame and decorative details in lacquered metal.*

NELLA PAGINA ACCANTO /  
ON THE LEFT

### GLAMOUR TAVOLO / TABLE COD. 52.13

> STRUTTURA M327 NERO PROFONDO LUCIDO  
> PIEDINI M325 ORO  
> PIANO MAM1 MARMO NATURALE DARK EMPERADOR  
> FRAME M327 GLOSSY BLACK  
> FEET M325 GOLD  
> TOP MAM1 DARK EMPERADOR MARBLE

### DALILA SEDIA / CHAIR

#### COD. 40.83

> RIVESTIMENTO Q400 CUIOIO NERO  
> UPHOLSTERY Q400 BLACK HIDE LEATHER



### FISSO | FIX

**cod. 52.09**  
cm Ø130 x H 75  
inch Ø51.2 x H 29.5  
**posti 5 | seats 5**

**cod. 52.25**  
cm Ø150 x H 75  
inch Ø59.1 x H 29.5  
**posti 7 | seats 7**

**cod. 52.30**  
cm Ø180 x H 75  
inch Ø59.1 x H 29.5  
**posti 7 | seats 7**



**cod. 52.12**  
cm L200 x P106 x H75  
inch L78.7 x W41.7 x H29.5  
**posti 8 | seats 8**

**cod. 52.13**  
cm L250 x P116 x H75  
inch L98.4 x W45.7 x H29.5  
**posti 10 | seats 10**

**cod. 52.08**  
cm L300 x P122 x H75  
inch L118.1 x W48 x H29.5  
**posti 12 | seats 12**



**cod. 52.10**  
cm L200 x P106 x H75  
inch L78.7 x W41.7 x H29.5  
**posti 8 | seats 8**

**cod. 52.11**  
cm L250 x P106 x H75  
inch L98.4 x W41.7 x H29.5  
**posti 10 | seats 10**



### GLAMOUR RING

**cod. 52.39**  
cm ø150 x H76  
inch L59.1 x H29.9  
**posti 6/8 | seats 6/8**



### GLAMOUR TAVOLO / TABLE COD. 52.30

> STRUTTURA M328 OTTONE ANTICATO  
> PIEDINI M327 NERO PROFONDO LUCIDO  
> PIANO L036 LEGNO IMPIALLACCIATO NOCE  
> FRAME M328 ACED BRASS  
> FEET M327 GLOSSY BLACK  
> TOP L036 WALNUT VENEER





# SANDER

design Pocci & Dondoli

**SANDER TAVOLO / TABLE**  
**COD. 52.22**

> STRUTTURA M306 BIANCO  
> PIANO CM003 SUPERMARMO  
ARABESCATO LUCIDO

> FRAME M306 WHITE  
> TOP CM003 GLOSSY ARABESCATO  
SUPERMARBLE

**NATA SEDIA / CHAIR**  
**COD. 40.14**

> RIVESTIMENTO PR11 PELLE PREMIUM  
NERO CON BORDINO GRIGIO  
CHIARO IN PELLE ECOLOGICA

> UPHOLSTERY PR11 BLACK PREMIUM  
NAPPA LEATHER WITH LIGHT GREY  
PIPING IN ECO LEATHER

**COSMOPOLITAN MADIA /  
SIDEBOARD**

**COD. 15.30CS**  
> TOP FIANCHI, ANTE E FRONTALI  
CASSETTI C1.60S CRISTALLO VELVET  
ANTIGRAFFIO RUGGINE OPACO  
> GOLA E VANO GIORNO L092D  
LEGNO LACCATO RUGGINE SCURO  
> PIEDINI M326 ARGENTO NATURALE

> TOP FRONTAL AND SIDE PANELS  
C1.60S VELVET MATT ANTI-SCRATCH  
RUST GLASS  
> GROOVE AND OPEN SPACE L092D  
DARK RUST LACQUERED WOOD  
> FEET M326 NATURAL SILVER

**FAN PORTARIVISTE / MAGAZINE RACK**  
**COD. 08.30**

> M328 OTTONE ANTICATO  
> M328 AGED BRASS

**BREAK SPECCHIO / MIRROR**  
**COD. 07.68**

> STRUTTURA M306 BIANCO  
> FRAME M306 WHITE





**SANDER TAVOLO / TABLE**  
**COD. 52.22OUT**  
 > STRUTTURA M3.12X SABBIA  
 > PIANO C1.57 CRISTALLO  
 TRASPARENTE EXTRACHIARO  
 > FRAME M3.12X SAND  
 > TOP C1.57 TRANSPARENT EXTRA-  
 CLEAR GLASS

**FREAK SEDIA / CHAIR**  
**COD. 34.02OUT**  
 > STRUTTURA M3.12X SABBIA  
 > FRAME M3.12X SAND

**FREAK CUSCINO / CUSHION**  
**COD. 34.02CUS**  
 > TOUTO7 TESSUTO OUTDOOR BLU NAVY  
 > TOUTO7 BLUE NAVY OUTDOOR FABRIC

**BOSS SGABELLO / STOOL**  
**COD. 07.82OUT**  
 > M3.10X ANTRACITE  
 > M3.10X ANTHRACITE

**BOSS CUSCINO / CUSHION**  
**COD. 07.82CUS**  
 > TOUTO7 TESSUTO OUTDOOR BLU  
 NAVY  
 > TOUTO7 BLUE NAVY OUTDOOR  
 FABRIC

## SANDER

Tavolo fisso con piano rettangolare o ellittico in legno massello, legno massellato, legno impiallacciato, legno massello noce secolare, cristallo trasparente, cristallo lucido, cristallo antigraffio opaco o SuperMarmo. Struttura in acciaio laccato.

*Fix table with elliptical or rectangular top in solid wood, veneer wood with solid edge, veneer wood, heritage walnut solid wood, transparent glass, glossy glass, matt anti-scratch glass or SuperMarble. Frame in lacquered wood.*

**SANDER TAVOLO / TABLE**  
**COD. 52.21**  
 > STRUTTURA M3.25 ORO  
 > PIANO C1.85S CRISTALLO VELVET  
 ANTIGRAFFIO NERO OPACO  
 > FRAME M3.25 GOLD  
 > TOP C1.85S VELVET MATT ANTI-  
 SCRATCH BLACK GLASS



## FISSO | FIX

**cod. 52.21**  
 cm L200 x P106 x H75  
 inch L78.7 x W41.7 x H29.5  
**posti 8 | seats 8**

**cod. 52.22**  
 cm L250 x P116 x H75  
 inch L98.4 x W45.7 x H29.5  
**posti 10 | seats 10**

**cod. 52.19**  
 cm L200 x P106 x H75  
 inch L78.7 x W41.7 x H29.5  
**posti 8 | seats 8**

**cod. 52.20**  
 cm L250 x P106 x H75  
 inch L98.4 x W41.7 x H29.5  
**posti 10 | seats 10**

## ESTERNO | OUTDOOR

**cod. 52.21OUT**  
 cm L200 x P106 x H75  
 inch L78.7 x W41.7 x H29.5  
**posti 8 | seats 8**

**cod. 52.22OUT**  
 cm L250 x P116 x H75  
 inch L98.4 x W45.7 x H29.5  
**posti 10 | seats 10**

**cod. 52.19OUT**  
 cm L200 x P106 x H75  
 inch L78.7 x W41.7 x H29.5  
**posti 8 | seats 8**

**cod. 52.20OUT**  
 cm L250 x P106 x H75  
 inch L98.4 x W41.7 x H29.5  
**posti 10 | seats 10**







# ARON

design R&D  
Bontempi Casa

Tavolo fisso o allungabile con piano rettangolare in cristallo trasparente, cristallo lucido o SuperMarmo Prolunghe in cristallo trasparente o lucido. Struttura in legno impiallacciato.

*Fix or extendable table with rectangular top in transparent glass, glossy glass or SuperMarmo. Extensions in transparent glass or glossy glass. Frame in veneer wood.*



**ARON TAVOLO / TABLE**  
**COD. 20.07**  
> STRUTTURA L002 LEGNO MASSELLO ROVERE SPESSART  
> PIANO C157 CRISTALLO TRASPARENTE EXTRACHIARO  
> FRAME L002 SPESSART OAK SOLID WOOD  
> TOP C157 TRANSPARENT EXTRA-CLEAR GLASS

**QUEEN SEDIA / CHAIR**  
**COD. 34.38**  
**COD. 34.39** SEDIA CON BRACCIOLI / WITH ARMS  
> STRUTTURA L002 LEGNO IMPIALLACCIATO ROVERE SPESSART  
> RIVESTIMENTO TMA04 TESSUTO MAMBO TORTORA  
> FRAME L002 SPESSART OAK VENEER  
> UPHOLSTERY TMA04 DOVE GREY MAMBO FABRIC

## FISSO | FIX

**cod. 20.05**  
cm L200 x P106 x H75  
inch L78.7 x W41.7 x H29.5  
**posti 8 | seats 8**

**cod. 20.06**  
cm L250 x P106 x H75  
inch L98.4 x W41.7 x H29.5  
**posti 12 | seats 12**

## ALLUNGABILE | WITH EXTENSIONS

**cod. 20.07**  
cm L200/250/300 x P106 x H75  
inch L78.7/98.4 / 118.1 x W41.7 x H29.5  
**posti 12 | seats 12**





# RAMOS

design Silvia &  
Maurizio Varsi

Tavolo con piano rettangolare fisso o allungabile, in legno massello, legno massellato, legno impiallacciato, legno massello noce secolare, cristallo trasparente, cristallo lucido, cristallo antigraffio opaco, marmo naturale o SuperMarmo. Struttura in acciaio laccato.

*Table with rectangular top, fix or extendable, in solid wood, veneer wood with solid edge, veneer wood, heritage walnut solid wood, transparent glass, glossy glass, matt anti-scratch glass, natural marble or SuperMarble. Frame in lacquered metal.*



**RAMOS TAVOLO / TABLE**  
**COD. 20.25**  
> STRUTTURA M320 NERO NICHEL  
> PIANO C157 CRISTALLO TRASPARENTE EXTRACHIARO  
> FRAME M320 BLACK NICHEL  
> TOP C157 TRANSPARENT EXTRA-CLEAR GLASS

**KUGA SEDIA / CHAIR**  
**COD. 40.37**  
> STRUTTURA L002 LEGNO MASSELLO ROVERE SPESSART  
> RIVESTIMENTO TR504 PELLE ECOLOGICA NERA  
> FRAME L002 SPESSART OAK SOLID WOOD  
> UPHOLSTERY TR504 BLACK ECO LEATHER

## FISSO | FIX

**cod. 20.23**  
cm L200 x P106 x H75  
inch L78.7 x W41.7 x H29.5  
posti 8 | seats 8



**cod. 20.24**  
cm L250 x P106 x H75  
inch L98.4 x W41.7 x H29.5  
posti 12 | seats 12

## ALLUNGABILE | WITH EXTENSIONS

**cod. 20.25**  
cm L200/250/300 x P106 x H75  
inch L78.7/98.4 / 118.1 x W41.7 x H29.5  
posti 12 | seats 12



**BARONE TAVOLO / TABLE**  
**COD. 01.91**  
> STRUTTURA M328 OTTONE  
ANTICATO  
> PIANO CM003A SUPERMARMO  
ARABESCATO LUCIDO  
> FRAME M328 ACED BRASS  
> TOP CM003A GLOSSY  
ARABESCATO SUPERMARBLE

**SEVENTY SEDIA / CHAIR**  
**COD. 40.50**  
> STRUTTURA M328 OTTONE  
ANTICATO  
> RIVESTIMENTO Q435 CUIOIO  
CRIGIO CHIARO  
> FRAME M328 ACED BRASS  
> UPHOLSTERY Q435 LIGHT GREY  
HIDE LEATHER



## BARONE

design Pocci & Dondoli

**BARONE TAVOLO / TABLE**  
**COD. 01.91**  
> STRUTTURA M325 ORO  
> PIANO C157 CRISTALLO  
TRASPARENTE EXTRACHIARO  
> FRAME M325 GOLD  
> TOP C157 TRANSPARENT  
EXTRA-CLEAR GLASS

**KUGA SEDIA / CHAIR**  
**COD. 40.38**  
> STRUTTURA M325 ORO  
> RIVESTIMENTO PR13 PELLE  
PREMIUM BLU  
> FRAME M325 GOLD  
> UPHOLSTERY PR13 BLUE  
PREMIUM NAPPA LEATHER





## BARONE

Tavolo con piano ellittico, rotondo o ring, fisso o allungabile, in legno impiallacciato, cristallo trasparente, cristallo lucido, cristallo antigraffio opaco o SuperMarmo; prolunga in legno laccato in tinta. Struttura in acciaio laccato.

*Table with elliptical, round or ring top, fix or extendable, in veneer wood, transparent glass, glossy glass, matt anti-scratch glass or SuperMarble. Extension in matching lacquered wood. Frame in lacquered metal.*

### BARONE RING TAVOLO / TABLE COD. 20.74

> STRUTTURA MCO1 MULTICOLOR ELEGANT (BIANCO, SABBIA, FANGO, TESTA DI MORO)  
> PIANO RING L002 ROVERE SPESSART  
> PIANO CENTRALE GIREVOLE INCASSATO C158 CRISTALLO TRASPARENTE FUMÉ  
> FRAME MCO1 (WHITE, SAND, MUD, DARK BROWN)  
> RING TOP L002 SPESSART OAK  
> SWIVEL TRAY BUILT INTO TABLE TOP C158 TRASPARENTE SMOKE GREY GLASS

### NATA SEDIA / CHAIR COD. 40.14

> RIVESTIMENTO TR516 PELLE ECOLOGICA GRIGIO CHIARO  
> UPHOLSTERY TR516 LIGHT GREY ECO LEATHER



## FISSO | FIX

**cod. 01.79**  
cm ø110 x H 75  
inch ø43.3 x H 29.5  
**posti 4/6 | seats 4/6**

**cod. 01.90**  
cm ø120 x H 75  
inch ø47.2 x H 29.5  
**posti 6 | seats 6**

**cod. 01.58**  
cm ø130 x H 75  
inch ø51.2 x H 29.5  
**posti 7 | seats 7**

**cod. 01.91**  
cm ø150 x H 75  
inch ø51.2 x H 29.5  
**posti 6/8 | seats 6/8**


**cod. 01.59**  
cm L180 x P115 x H 75  
inch L70.9 x W45.3 x H 29.5  
**posti 8 | seats 8**

## ALLUNGABILE | WITH EXTENSION

**cod. 01.92**  
cm ø125 x H 75 chiuso  
cm L175 x P125 x H 75 aperto  
cm ø49.2 x H 29.5 closed  
cm L68.9 x W49.2 x H 29.5 open  
**posti 8 | seats 8**

## BARONE RING

**cod. 20.74**  
cm ø150 x H77  
inch L59.1 x H30.3  
**posti 6/8 | seats 6/8**





# GIRO

Enio Calosi &  
Amedeo De Maria

Tavolo rotondo allungabile  
con meccanismo di apertura  
telescopico sincronizzato, struttura  
in acciaio laccato o inox. Piano  
e prolunghe in cristallo lucido o  
cristallo antigraffio opaco.

*Round extendable table  
with telescopic synchronized  
opening mechanism, frame  
in lacquered metal or stainless  
steel. Top and extensions in  
glossy glass or matt anti-  
scratch glass.*

**GIRO TAVOLO / TABLE**  
**COD. 02.40**  
> STRUTTURA M205 ACCIAIO INOX  
> PIANO C150 CRISTALLO EXTRAWHITE  
LUCIDO  
> FRAME M205 STAINLESS STEEL  
> TOP C150 GLOSSY EXTRAWHITE  
CLASS

**SEVENTY SEDIA / CHAIR**  
**COD. 40.50**  
> STRUTTURA M307 TESTA DI MORO  
> RIVESTIMENTO Q403 CUIOIO TESTA  
DI MORO  
> FRAME M307 DARK BROWN  
> UPHOLSTERY Q403 DARK BROWN  
HIDE LEATHER

MECCANISMO DI APERTURA TELESCOPICO SINCRONIZZATO  
TELESCOPIC SYNCHRONIZED OPENING SYSTEM



**ALLUNGABILE |  
WITH EXTENSIONS**

**cod. 02.35**  
cm Ø130 x H75 chiuso  
cm L210 x P130 x H75 aperto  
inch Ø51.2 x H29.5 closed  
inch L82.7 x W51.2 x H29.5 open  
**posti 10 | seats 10**

**cod. 02.40**  
cm Ø130 x H75 chiuso  
cm L210 x P130 x H75 aperto  
inch Ø 51.2 x H29.5 closed  
inch L82.7 x W51.2 x H29.5 open  
**posti 10 | seats 10**





# WONDER

design Pocci & Dondoli  
e Calosi & De Maria

Tavolo a botte allungabile  
con meccanismo di apertura  
telescopico sincronizzato e  
struttura in acciaio laccato.  
Piano in cristallo lucido o cristallo  
antigraffio opaco.

*Barrel-shaped table with  
telescopic synchronized  
opening mechanism and  
frame in lacquered metal.  
Top in glossy glass or matt  
anti-scratch glass.*

NELLA PAGINA ACCANTO /  
ON THE LEFT

**WONDER TAVOLO / TABLE**  
**COD. 20.48**

- > STRUTTURA M306 BIANCO
- > PIANO C.1.805 CRISTALLO VELVET  
ANTICRAFFIO BIANCO OPACO
- > FRAME M306 WHITE
- > TOP C.1.805 VELVET MATT ANTI-  
SCRATCH WHITE GLASS

**NATA SEDIA / CHAIR**  
**COD. 40.14**

- > RIVESTIMENTO TR519 PELLE  
ECOLOGICA FANCO CON BORDINO  
BIANCO IN PELLE ECOLOGICA
- > UPHOLSTERY TR519 MUD ECO  
LEATHER WITH WHITE PIPING IN ECO  
LEATHER



**ALLUNGABILE |**  
**WITH EXTENSIONS**

**20.48**  
cm L170/250 x P106 x H75  
inch L66.9/98.4 x W41.7 x H29.5  
posti 12 | seats 12

**WONDER TAVOLO / TABLE COD. 20.48**

- > STRUTTURA M310 ANTRACITE
- > PIANO C.1.835 CRISTALLO VELVET  
ANTICRAFFIO ANTRACITE OPACO
- > FRAME M310 ANTHRACITE
- > TOP C.1.835 VELVET MATT ANTI-SCRATCH  
ANTHRACITE LACQUERED GLASS

**SOFIA SEDIA / CHAIR COD. 04.08**

- > RIVESTIMENTO TN006 WATERPROOF  
NABUK BLU BONDI
- > UPHOLSTERY TN006 BONDI BLUE  
WATERPROOF NABUK



# VERSUS

design Carlo Bimbi

## VERSUS TAVOLO / TABLE

**COD. 20.50**

- > STRUTTURA L110 LEGNO MASSELLO ROVERE CARBONE
- > PIANO CM006 SUPERMARMO GRIGIO VENATO BIANCO LUCIDO
- > FRAME L110 CHARCOAL OAK SOLID WOOD
- > TOP CM006 GLOSSY GREY WHITE-VEINED SUPERMARBLE

## KELLY SEDIA / CHAIR

**COD. 34.03**

- > STRUTTURA L110 LEGNO MASSELLO ROVERE CARBONE
- > DETTAGLI STRUTTURA M326 ARGENTO NATURALE
- > RIVESTIMENTO TKC04 KVADRAT CODA SALMONE
- > FRAME L110 CHARCOAL OAK SOLID WOOD
- > FRAME DETAILS M326 NATURAL SILVER
- > UPHOLSTERY TKC04 SALMON KVADRAT CODA FABRIC

## PANDORA LAMPADA / LAMP

**COD. 56.08**

- > CORPO M328 OTTONE ANTICATO
- > STRUCTURE M328 ACED BRASS



**VERSUS TAVOLO / TABLE**  
**COD. 20.53**

- > STRUTTURA L008 LEGNO OLMO
- > PIANO C.1.8.1.S CRISTALLO VELVET ANTICRAFFIO TORTORA OPACO
- > FRAME L008 ELM SOLID WOOD
- > TOP C.1.8.1.S VELVET MATT ANTI-SCRATCH DOVE GREY GLASS

**LINDA SEDIA / CHAIR**  
**COD. 04.25**

- > RIVESTIMENTO Q401 CUIOIO BORDEAUX
- > UPHOLSTERY Q401 BORDEAUX HIDE LEATHER

**STREGA LAMPADA / LAMP**  
**COD. 56.05**

- > PARALUME TEN06 TESSUTO CRIGIO CHIARO INTERNO ORO
- > LAMP SHADE TEN06 LIGHT GREY FABRIC GOLD INSIDE



**VERSUS**

Tavolo con piano quadrato o rettangolare, fisso o allungabile, con struttura in alluminio laccato in tinta con il piano. Gambe in legno massello. Piano in cristallo lucido, cristallo antigraffio opaco o SuperMarmo, prolunghe in legno laccato.

*Table with square or rectangular shape, fix or extendable, with metal frame in matching colours with top finishing. Solid wood legs. Top in glossy glass, matt anti-scratch glass or SuperMarble, extensions in lacquered wood.*

**VERSUS TAVOLO / TABLE**  
**COD. 20.53**

- > STRUTTURA L008 LEGNO OLMO
- > PIANO C.1.8.0.S CRISTALLO VELVET ANTICRAFFIO BIANCO OPACO
- > FRAME L008 ELM SOLID WOOD
- > TOP C.1.8.0.S VELVET MATT ANTI-SCRATCH WHITE GLASS



**FISSO | FIX**

**cod. 20.50**  
cm L140 x P140 x H75  
inch L55.1 x W55.1 x H29.5  
**posti 8 | seats 8**

**cod. 20.79**  
cm L180 x P180 x H75  
inch L70.7 x W70.7 x H29.5  
**posti 8/12 | seats 8/12**

**cod. 20.51**  
cm L160 x P90 x H75  
inch L63 x W35.4 x H29.5  
**posti 8 | seats 8**

**cod. 20.52**  
cm L200 x P100 x H75  
inch L78.7 x W39.4 x H29.5  
**posti 8 | seats 8**

**cod. 20.54**  
cm L250 x P100 x H75  
inch L98.4 x W39.4 x H29.5  
**posti 12 | seats 12**

**ALLUNGABILE | WITH EXTENSIONS**

**cod. 20.49**  
cm L160/200/240 x P90 x H75  
inch L63/78.7/94.5 x W35.4 x H29.5  
**posti 10 | seats 10**

**cod. 20.53**  
cm L200/250/300 x P100 x H75  
inch L78.7/98.4/118.1 x W39.4 x H29.5  
**posti 12 | seats 12**







# SENSO

design R&D Bontempi Casa

**SENSO TAVOLO / TABLE**  
**COD. 20.94**

- > STRUTTURA M097 GRIGIO CHIARO
- > INSERTI DECORATIVI L009G LEGNO  
IMPIALLACCIATO ROVERE NATURALE
- > PIANO C186S CRISTALLO VELVET  
ANTIGRAFFIO GRIGIO CHIARO  
OPACO

- > FRAME M097 LIGHT GREY
- > LEGS DECORATIVE INSERTS L009G  
NATURAL OAK VENEER
- > TOP C186S VELVET MATT ANTI-  
SCRATCH LIGHT GREY LACQUERED  
GLASS

**ALICE SEDIA / CHAIR**  
**COD. 40.17**

- > RIVESTIMENTO Q504 CUIOIO  
BULGARO
- > UPHOLSTERY Q504 RUSSIAN HIDE  
LEATHER



**SENSO TAVOLO / TABLE**  
**COD. 20.94**  
> STRUTTURA M327 NERO  
PROFONDO LUCIDO  
> TOP E INSERTI DECORATIVI GAMBE  
CM005A SUPERMARMO NOIR DESIR  
LUCIDO

> FRAME M327 GLOSSY BLACK  
> TOP AND LEG DETAILS CM005A  
GLOSSY NOIR DESIR SUPERMARBLE

**INES SEDIA / CHAIR**  
**COD. 34.55**  
> STRUTTURA M055 NERO OPACO  
> FRAME M055 BLACK

**INES CUSCINO / CUSHION**  
**COD. 34.55CUS**  
> RIVESTIMENTO PR11 PELLE NERA  
> UPHOLSTERY PR11 BLACK PREMIUM  
NAPPA LEATHER

**TONDO SPECCHIO / MIRROR Ø180**  
**COD. 09.38**

**SWING COD. 56.10**  
**FUNKY COD. 56.11**  
**SOUL COD. 56.12**  
LAMPADE / LAMPS  
> STRUTTURA M327 NERO  
PROFONDO LUCIDO  
> VETRO VB04 BALOTON GIALLO  
PAGLIERINO  
> FRAME M327 GLOSSY BLACK  
> VB04 BALOTON LIGHT YELLOW  
HAND FLOATING GLASS



## SENSO

Tavolo allungabile con struttura in acciaio laccato. Inserti decorativi delle gambe e piano in legno impiallacciato, cristallo lucido, cristallo antigraffio opaco, SuperCeramica, SuperMarmo.

*Extendable table with lacquered metal frame. Decorative details for legs and top in veneer wood, glossy glass, matt anti-scratch glass, SuperCeramic, SuperMarble.*



## ALLUNGABILE | WITH EXTENSIONS

**cod. 20.92**  
cm L140/180/220 x P90 x H75  
inch L55.1/70.9/86.6 x W35.4 x H29.5  
**posti 10 | seats 10**

**cod. 20.93**  
cm L160/210/260 x P90 x H75  
inch L63/82.7/102.4 x W35.4 x H29.5  
**posti 10 | seats 10**

**cod. 20.94**  
cm L190/240/290 x P100 x H75  
inch L74.8/94.5/114.2 x W39.4 x H29.5  
**posti 12 | seats 12**

**SENSO TAVOLO / TABLE**  
**COD. 20.94**  
> STRUTTURA M306 BIANCO  
> INSERTI DECORATIVI GAMBE  
CM007G SUPERMARMO BIANCO  
STATUARIO OPACO  
> PIANO CM007A SUPERMARMO  
BIANCO STATUARIO OPACO  
> FRAME M306 WHITE  
> DECORATIVE INSERTS CM007G  
MATT WHITE SUPERMARBLE  
> TOP CM007A MATT WHITE  
SUPERMARBLE





# MATRIX

design Daniele Molteni

## MATRIX TAVOLO / TABLE

**COD. 52.33**

- > STRUTTURA M328 OTTONE ANTICATO
- > PIANO L038 LEGNO IMPIALACCIATO ROVERE CARBONE
- > FRAME M328 ACED BRASS
- > TOP L038 CHARCOAL OAK VENEER

## MARGOT SEDIA / CHAIR

**COD. 40.65**

- COD. 40.45** SEDIA CON BRACCIOLI / CHAIR WITH ARMS
- > STRUTTURA LEGNO MASSELLO L110 ROVERE CARBONE
- > RIVESTIMENTO PRO5 PELLE PREMIUM GRIGIO CHIARO
- > FRAME L110 CHARCOAL OAK SOLID WOOD
- > UPHOLSTERY PRO5 LIGHT GREY PREMIUM NAPPA LEATHER

## KING SPECCHIO / MIRROR

**COD. 09.36**

- > STRUTTURA M328 OTTONE ANTICATO
- > FRAME M328 ACED BRASS

## STREGA LAMPADA / LAMP

**COD. 56.02**

- > STRUTTURA M328 OTTONE ANTICATO
- > PARALUME TEN06 TESSUTO GRIGIO CHIARO INTERNO ORO
- > FRAME M328 ACED BRASS
- > LAMP SHADE TEN06 LIGHT GREY FABRIC GOLD INSIDE

## UCHI POUFF / OTTOMAN

**COD. UCH000101**

- > RIVESTIMENTO TNS08 WATERPROOF NABUK STAMPATO PIED DE POULE SALE&PEPE
- > UPHOLSTERY TNS08 WATERPROOF PRINTED NABUK PIED DE POULE SALT&PEPPER

## UCHI POUFF / OTTOMAN

**COD. UCH000101**

- > TR504 PELLE ECOLOGICA ANTRACITE
- > TR504 ANTHRACITE ECO LEATHER



**MATRIX TAVOLO / TABLE**  
**COD. 52.33**  
> STRUTTURA M328 OTTONE ANTICATO  
> PIANO CMO05A SUPERMARMO  
NOIR DESIR LUCIDO

> FRAME M328 AGED BRASS  
> TOP CMO05A GLOSSY NOIR DESIR  
SUPERMARBLE

**SALLY SEDIA / CHAIR**  
**COD. 34.48**  
**COD. 34.49 SEDIA CON BRACCIOLI /**  
**CHAIR WITH ARMS**  
> STRUTTURA M328 OTTONE ANTICATO  
> RIVESTIMENTO Q504 CUOIO  
BULGARO

> FRAME M328 AGED BRASS  
> UPHOLSTERY Q504 RUSSIAN HIDE LEATHER

**PANDORA LAMPADA / LAMP**  
**COD. 56.09**  
> CORPO M328 OTTONE ANTICATO  
> STRUCTURE M328 AGED BRASS



## MATRIX

Tavolo fisso o allungabile con struttura in acciaio laccato. Piano in legno impiallacciato, cristallo lucido, cristallo antigraffio opaco, SuperCeramica o SuperMarmo. Prolunga in legno impiallacciato, legno laccato, SuperCeramica o SuperMarmo.

*Fix or extendable table with lacquered metal frame. Top in veneer wood, glossy glass, matt anti-scratch glass, SuperCeramic, SuperMarble or SuperConcrete. Extension in veneer wood, matt lacquered wood, SuperCeramic or SuperMarble.*



**MATRIX TAVOLO / TABLE**  
**COD. 52.36**  
> STRUTTURA M327 NERO PROFONDO LUCIDO  
> PIANO CRO02 SUPERCERAMICA ANTRACITE  
> FRAME M327 GLOSSY BLACK  
> TOP CRO02 ANTHRACITE SUPERCERAMIC

**ALFA SEDIA / CHAIR**  
**COD. 40.55**  
> STRUTTURA L110 LEGNO MASSELLO ROVERE CARBONE  
> SCOCCA L090 LEGNO LACCATO NERO OPACO  
> RIVESTIMENTO PR23 PELLE PREMIUM ROSA ANTICO  
> FRAME L110 CHARCOAL OAK SOLID WOOD  
> SHELL L090 MATT BLACK LACQUERED WOOD  
> UPHOLSTERY PR23 DARK PINK PREMIUM NAPPA LEATHER

## FISSO | FIX

**cod. 52.31**  
cm L170 x P90 x H75  
inch L66.9 x W35.4 x H29.5  
**posti 6 | seats 6**

**cod. 52.32**  
cm L200 x P100 x H75  
inch L78.7 x W39.4 x H29.5  
**posti 8 | seats 8**

**cod. 52.33**  
cm L240 x P100 x H75  
inch L94.5 x W39.4 x H29.5  
**posti 10 | seats 10**

## ALLUNGABILE | WITH EXTENSIONS

**cod. 52.35**  
cm L170/270 x P90 x H75  
inch L66.9/106.3 x W35.4 x H29.5  
**posti 10 | seats 10**

**cod. 52.36**  
cm L 200/295 x P100 x H75  
inch L78.7/116 x W39.4 x H29.5  
**posti 12 | seats 12**





# GENIO

design R&D Bontempi Casa

**GENIO TAVOLO / TABLE**  
**COD. 20.28**

- > STRUTTURA M327 NERO PROFONDO LUCIDO
- > PIANO CM007A SUPERMARMO BIANCO STATUARIO OPACO
- > FRAME M327 GLOSSY BLACK
- > TOP CM007A MATT WHITE SUPERMARBLE

**SEVENTY SEDIA / CHAIR**  
**COD. 40.50**

- > STRUTTURA M327 NERO PROFONDO LUCIDO
- > RIVESTIMENTO Q400 CUIOIO NERO
- > FRAME M327 GLOSSY BLACK
- > UPHOLSTERY Q400 BLACK HIDE LEATHER



**GENIO TAVOLO / TABLE**

**COD. 20.28**

- > STRUTTURA M097 GRIGIO CHIARO
- > PIANO L009 LEGNO
- IMPIALLACCIATO ROVERE NATURALE
- > FRAME M097 LIGHT GREY
- > TOP L009 NATURAL OAK VENEER

**MOOD SEDIA / CHAIR**

**COD. 34.08**

- > STRUTTURA L109 LEGNO MASSELLO
- ROVERE NATURALE
- > DETTAGLI STRUTTURA M097 GRIGIO CHIARO
- > SCOCCA POLIPROPILENE Z006 GRIGIO CHIARO
- > FRAME L109 NATURAL OAK SOLID WOOD
- > FRAME DETAILS M097 LIGHT GREY
- > SHELL Z006 LIGHT GREY POLYPROPYLENE



**GENIO**

Tavolo allungabile con struttura in alluminio laccato. Piano in legno impiallacciato, cristallo lucido, cristallo antigraffio opaco, SuperCeramica o SuperMarmo. Prolunghe in legno impiallacciato, legno laccato opaco, SuperCeramica o SuperMarmo.

*Extendable table with lacquered metal frame. Top in lacquered wood, veneer, glass, anti-scratch glass, SuperCeramic or SuperMarble. Extensions in veneer wood, matt lacquered wood, SuperCeramic or SuperMarble.*



**ALLUNGABILE | WITH EXTENSIONS**

**cod. 20.29**

cm L140/190/240 x P90 x H75  
inch L55.1/74.8/94.5 x W35.4 x H29.5  
**posti 10 | seats 10**

**cod. 20.30**

cm L160/210/260 x P90 x H75  
inch L63/82.7/102.4 x W35.4 x H29.5  
**posti 10 | seats 10**

**cod. 20.28**

cm L190/240/290 x P100 x H75  
inch L74.8/94.5/114.2 x W39.4 x H29.5  
**posti 12 | seats 12**

**GENIO TAVOLO / TABLE**

**COD. 20.28**

- > STRUTTURA M328 OTTONE ANTICATO
- > PIANO C183S CRISTALLO VELVET ANTIGRAFFIO ANTRACITE OPACO
- > FRAME M328 ACED BRASS
- > TOP C183S VELVET MATT ANTI-SCRATCH ANTHRACITE GLASS

**PUFFOSO POUFF / OTTOMAN**

**COD. PFF000101**

- > STRUTTURA M328 OTTONE ANTICATO
- > RIVESTIMENTO TVE15 VELLUTO ANTRACITE
- > FRAME M328 ACED BRASS
- > UPHOLSTERY TVE15 ANTHRACITE VELVET

**> DIAMANTE SPECCHIO / MIRROR**

**COD. 09.44**





## ECHO & ECHO IN

design R&D  
Bontempi Casa

**ECHO IN TAVOLO / TABLE COD. 20.73**  
 > STRUTTURA M307 TESTA DI MORO  
 > PIANO L002 LEGNO  
 IMPIALACCIAIO ROVERE SPESSART  
 > FRAME M307 DARK BROWN  
 > TOP L002 SPESSART OAK VENEER

**PENELOPE SEDIA / CHAIR COD. 34.04**  
 > STRUTTURA M325 ORO  
 > RIVESTIMENTO TVE06 VELLUTO  
 TERRACOTTA CON BORDINO SABBIA IN  
 PELLE ECOLOGICA  
 > FRAME M325 GOLD  
 > UPHOLSTERY TVE06 TERRACOTTA VELVET  
 WITH SAND PIPING IN ECO LEATHER

**PUFFOSO POUFF / OTTOMAN  
 COD. PFF000101**  
 > STRUTTURA M097 CRIGIO CHIARO  
 > RIVESTIMENTO TLU03 SALE&PEPE  
 > FRAME M097 LIGHT GREY  
 > UPHOLSTERY TLU03 SALT&PEPPER

**HIP-HOP CONSOLLE / CONSOLE  
 COD. 06.86**  
 > STRUTTURA C093 CROMO  
 > PIANI C196 CRISTALLO LACCATO  
 ANTRACITE LUCIDO  
 > FRAME C093 CHROME  
 > TOP AND SHELF C196 GLOSSY  
 ANTHRACITE LACQUERED GLASS

**POP LAMPADA / LAMP COD. 56.18**  
 > BASE M328 OTTONE ANTICATO  
 > BASE FRAME M328 ACED BRASS





## ECHO & ECHO IN

Tavolo allungabile con struttura in alluminio e acciaio laccato. Piano e prolunghe in melaminico, Unicolor antigraffio, legno impiallacciato, cristallo lucido, cristallo antigraffio opaco, SuperCeramica e SuperMarmo.

*Extendable table with aluminium and metal frame. Top and extensions in melamine, scratch-resistant Unicolor; veneer wood, glossy glass, matt anti-scratch glass, SuperCeramic and SuperMarble.*

### ECHO IN TAVOLO / TABLE COD. 20.72

> STRUTTURA M312 SABBIA  
> PIANO D008 UNICOLOR ANTIGRAFFIO BOTTICINO  
> FRAME M312 SAND  
> TOP D008 SCRATCH-RESISTANT BOTTICINO'S STONE UNICOLOR

### HIDRA SEDIA / CHAIR COD. 04.88

> RIVESTIMENTO TN001 WATERPROOF NABUK BIANCO  
> UPHOLSTERY TN001 WHITE WATERPROOF NABUK

### ENEAMADIA / STORAGE UNIT COD. 03.91

> TOP E FRONTALI CASSETTO C167 CRISTALLO TESTA DI MORO LUCIDO  
> TOP AND DRAWERS' FRONTAL PANELS C167 GLOSSY DARK BROWN GLASS



## ECHO IN

### ALLUNGABILE | WITH EXTENSIONS

**cod. 20.70**  
cm L120/160/200 x P80 x H75  
inch L47.2/63/78.7 x W31.5 x H29.5  
**posti 8 | seats 8**

**cod. 20.71**  
cm L140/180/220 x P90 x H75  
inch L55.1/70.9/86.6 x W35.4 x H29.5  
**posti 10 | seats 10**

**cod. 20.72**  
cm L160/210/260 x P90 x H75  
inch L63/82.7/102.4 x W35.4 x H29.5  
**posti 10 | seats 10**

**cod. 20.73**  
cm L190/240/290 x P100 x H75  
inch L74.8/94.5/114.2 x W39.4 x H29.5  
**posti 12 | seats 12**

## ECHO

### ALLUNGABILE | WITH EXTENSIONS

**cod. 20.75**  
cm L120/180 x P80 x H75  
inch L47.2/70.9 x W31.5 x H29.5  
**posti 8 | seats 8**

**cod. 20.76**  
cm L140/200 x P90 x H75  
inch L55.1/78.7 x W35.4 x H29.5  
**posti 8 | seats 8**

**cod. 20.77**  
cm L160/230 x P90 x H75  
inch L63/90.6 x W35.4 x H29.5  
**posti 10 | seats 10**

**cod. 20.78**  
cm L190/270 x P100 x H75  
inch L74.8/106.3 x W39.4 x H29.5  
**posti 12 | seats 12**







## CRUZ

design Daniele Molteni

### CRUZ TAVOLO / TABLE

**COD. 01.87**

> STRUTTURA M328 OTTONE  
ANTICATO  
> PIANO C150 CRISTALLO  
EXTRAWHITE LUCIDO

> FRAME M328 AGED BRASS  
> TOP C150 GLOSSY EXTRAWHITE  
GLASS

### KUGA SEDIA / CHAIR

**COD. 40.38**

> STRUTTURA M326 ARGENTO  
NATURALE  
> RIVESTIMENTO PRO5 PELLE PREMIUM  
CRIGIO CHIARO

> FRAME M326 NATURAL SILVER  
> UPHOLSTERY PRO5 LIGHT GREY  
PREMIUM NAPPA LEATHER





## CRUZ

Tavolo allungabile con struttura in acciaio laccato. Piano in melaminico, Unicolor antigraffio, legno impiallacciato, cristallo lucido, cristallo antigraffio opaco, SuperCeramica o SuperMarmo. Prolunghe in melaminico, Unicolor antigraffio, legno laccato opaco, SuperCeramica o SuperMarmo.

*Extendable table with lacquered metal frame. Top in melamine, scratch-resistant Unicolor; veneer wood, glossy glass, matt anti-scratch glass, SuperCeramic or SuperMarble. Extensions in melamine, scratch-resistant Unicolor; veneer wood, matt lacquered wood, SuperCeramic or SuperMarble.*



### ALLUNGABILE | WITH EXTENSIONS

**cod. 01.80**  
cm L120/170 x P80 x H75  
inch L47.2/66.9 x W31.5 x H29.5  
**posti 8 | seats 8**

**cod. 20.26**  
cm L140/180/220 x P90 x H75  
inch L55.1/70.9/86.6 x W35.4 x H29.5  
**posti 8 | seats 8**

**cod. 01.87**  
cm L160/210/260 x P90 x H75  
inch L63/82.7/102.4 x W35.4 x H29.5  
**posti 10 | seats 10**

**cod. 20.27**  
cm L190/240/290 x P100 x H75  
inch L74.8/94.5/114.2 x W39.4 x H29.5  
**posti 12 | seats 12**

### CRUZ TAVOLO / TABLE COD. 20.27

> STRUTTURA M327 NERO  
PROFONDO LUCIDO  
> PIANO L009 LEGNO  
IMPIALLACCIATO ROVERE NATURALE  
> FRAME M327 GLOSSY BLACK  
> TOP L009 NATURAL OAK VENEER

### POLO SEDIA / CHAIR COD. 34.65

> STRUTTURA M327 NERO  
PROFONDO LUCIDO  
> SCHIENALE Z038 POLIPROPILENE  
NERO  
> SEDUTA L009 LEGNO  
IMPIALLACCIATO ROVERE NATURALE  
> FRAME M327 GLOSSY BLACK  
> BACK Z038 BLACK  
POLYPROPYLENE  
> SEAT L009 NATURAL OAK VENEER

### POLO SCABELLO / BARSTOOL COD. 34.69

> STRUTTURA M327 NERO  
PROFONDO LUCIDO  
> SCHIENALE Z038 POLIPROPILENE  
NERO  
> SEDUTA L009 LEGNO  
IMPIALLACCIATO ROVERE NATURALE  
> FRAME M327 GLOSSY BLACK  
> BACK Z038 BLACK  
POLYPROPYLENE  
> SEAT L009 NATURAL OAK VENEER



## CRUZ XXL

design Daniele Molteni

### CRUZ XXL TAVOLO / TABLE COD. 20.69

- > STRUTTURA M327 NERO PROFONDO LUCIDO
- > PIANO CM005 SUPERMARMO NOIR DESIR
- > PROLUNGHE L090 LEGNO LACCATO NERO OPACO
- > FRAME M327 GLOSSY BLACK
- > TOP CM005 NOIR DESIR SUPERMARBLE
- > EXTENSIONS L090 MATT BLACK LACQUERED WOOD

### HIDRA RIVESTITA SEDIA / CHAIR COD. 04.88

- > RIVESTIMENTO TR521 PELLE ECOLOGICA VERDE CHIARO
- > UPHOLSTERY TR521 LIGHT GREEN ECO LEATHER

### PUFFOSO POUFF / OTTOMAN COD. PFF000101

- > STRUTTURA M326 ARGENTO NATURALE
- > RIVESTIMENTO TVE11 VELLUTO BLU PAVONE
- > FRAME M326 NATURAL SILVER
- > UPHOLSTERY TVE11 PEACOCK BLUE VELVET





#### CRUZ XXL

Tavolo allungabile con struttura in acciaio laccato. Piano in melaminico, legno impiallacciato, cristallo lucido, cristallo antigraffio opaco, SuperCeramica, SuperMarmo. Prolunghe in melaminico, legno impiallacciato, legno laccato opaco.

*Extendable table with lacquered metal frame. Top in melamine, veneer wood, glossy glass, matt anti-scratch glass, SuperCeramic, SuperMarble. Extensions in melamine, veneer wood, matt lacquered wood.*

#### CRUZ XXL TAVOLO / TABLE COD. 20.69

- > STRUTTURA M055 NERO OPACO
- > PIANO L055 MELAMINICO MATERICO CANYON OAK
- > FRAME M055 BLACK
- > TOP L055 MELAMINE CANYON OAK

#### GALAXY SEDIA / CHAIR COD. 34.60

- > STRUTTURA Z038 POLIPROPILENE NERO
- > FRAME Z038 BLACK POLYPROPYLENE

#### LEXINGTON LIBRERIA / BOOKCASE COD. 16.58

- > STRUTTURA M055 NERO OPACO
- > FRAME M055 BLACK



#### ALLUNGABILE | WITH EXTENSIONS

**cod. 20.69**  
cm L140/193/246/299 x P90 x H75  
inch L55.1/76.9/96.9/117.7 x W35.4 x H29.5  
**posti 12 | seats 12**

#### LEXINGTON RIPIANO / SHELF COD. 16.27

- > C1.58 CRISTALLO TRASPARENTE FUMÉ

- > C1.58 TRANSPARENT SMOKE GREY GLASS

#### LEXINGTON RIPIANO / SHELF COD. 16.20

- > BASE M055 NERO OPACO
- > TOP CM003 SUPERMARMO ARABESCATO LUCIDO

- > BASE M055 BLACK
- > TOP CM003 GLOSSY ARABESCATO SUPERMARBLE





# PASCAL

design R&D  
Bontempi Casa

Tavolo allungabile con struttura in acciaio laccato. Piano in melaminico, Unicolor antigraffio, legno impiallacciato, cristallo lucido, cristallo antigraffio opaco e SuperCeramica. Prolunghe in melaminico, Unicolor antigraffio, legno impiallacciato, legno laccato opaco.

*Extendable table with lacquered metal frame. Top in melamine, scratch-resistant Unicolor, veneer wood, glossy glass, matt anti-scratch glass and SuperCeramic. Extensions in melamine, scratch-resistant Unicolor, veneer wood, matt lacquered wood.*

**PASCAL TAVOLO / TABLE**  
**COD. 20.08**  
> STRUTTURA M310 ANTRACITE  
> PIANO E PROLUNGHE L009 LEGNO  
IMPIALLACCIATO ROVERE NATURALE  
> FRAME M310 ANTHRACITE  
> TOP AND EXTENSIONS L009  
NATURAL OAK VENEER

**KUGA SEDIA / CHAIR**  
**COD. 40.37**  
> STRUTTURA L109 LEGNO MASSELLO  
ROVERE NATURALE  
> RIVESTIMENTO TL009 PURE VIRGIN  
WOOL ANTRACITE  
> FRAME L109 NATURAL OAK SOLID  
WOOD  
> UPHOLSTERY TL009 ANTHRACITE  
PURE VIRGIN WOOL

**ALLUNGABILE |**  
**WITH EXTENSIONS**

**cod. 20.08**  
cm L140/193/246/299 x P90 x H75  
inch L55.1/76/96.9/117.7 x W35.4 x H29.5  
**posti 8 | seats 8**

**cod. 20.12**  
cm L160/213/266/319 x P90 x H75  
inch L63/83.9/104.7/125.6 x W35.4 x H29.5  
**posti 10 | seats 10**





# CHEF

design Nicola Cerasa

## CHEF TAVOLO / TABLE

**COD. 52.29**

- > STRUTTURA M306 BIANCO
- > PIANO CM007A SUPERMARMO BIANCO STATUARIO OPACO
- > FRAME M306 WHITE
- > TOP CM007A MATT WHITE SUPERMARBLE

## MOOD SEDIA / CHAIR

**COD. 34.08**

- > STRUTTURA L110 LEGNO MASSELLO ROVERE CARBONE
- > DETTAGLI STRUTTURA M097 GRIGIO CHIARO
- > SCOCCA Z005 POLIPROPILENE NERO LACCATO SOFT VELVET
- > FRAME L110 CHARCOAL OAK SOLID WOOD
- > FRAME DETAILS M097 LIGHT GREY
- > SHELL Z005 SOFT TOUCH BLACK POLYPROPYLENE

## GLORIA LAMPADA / CEILING LIGHT

**COD. 56.01**

- > CORPO M310 ANTRACITE
- > STRUCTURE M310 ANTHRACITE



**CHEF TAVOLO / TABLE**  
**COD. 52.29**

- > STRUTTURA M327 NERO PROFONDO LUCIDO
- > PIANO C152 CRISTALLO NERO LACCATO LUCIDO
- > FRAME M327 GLOSSY BLACK
- > TOP C152 BLACK LACQUERED GLASS

**NATA SEDIA / CHAIR**  
**COD. 40.74**

- > RIVESTIMENTO TN004 WATERPROOF NABUK VISIONE
- > UPHOLSTERY TN004 MINK WATERPROOF NABUK

**LEXINGTON LIBRERIA / BOOKCASE**  
**COD. 16.15**

- > STRUTTURA M328 OTTONE ANTICATO
- > FRAME M328 ACED BRASS

**PANDORA MINI LAMPADA / LAMP**  
**COD. 56.09**

- > CORPO M325 ORO
- > STRUCTURE M325 GOLD



**CHEF**

Tavolo allungabile con struttura in acciaio laccato. Piano in melaminico, cristallo lucido, cristallo antigraffio opaco, SuperCeramica o SuperMarmo. Prolunghe in melaminico, legno laccato opaco, SuperCeramica o SuperMarmo.

*Extendable table with lacquered metal frame. Top in melamine, glossy glass, matt anti-scratch glass, SuperCeramic or SuperMarble. Extensions in melamine, matt lacquered wood, SuperCeramic or SuperMarble.*



**ALLUNGABILE | WITH EXTENSION**

**cod. 52.26**  
cm L120/180 x P80 x H75  
inch L47.2/70.8 x W31.5 x H29.5  
**posti 6 | seats 6**

**cod. 52.27**  
cm L140/220 x P90 x H75  
inch L55.1/86.6 x W35.4 x H29.5  
**posti 8 | seats 8**

**cod. 52.28**  
cm L160/240 x P90 x H75  
inch L63/94.5 x W35.4 x H29.5  
**posti 10 | seats 10**

**cod. 52.29**  
cm L190/270 x P100 x H75  
inch L74.8/106.3 x W39.4 x H29.5  
**posti 12 | seats 12**





# TOM

design R&D Bontempi Casa

## TOM TAVOLO / TABLE

**COD. 52.59**

> STRUTTURA M3.10 ANTRACITE

> PIANO L05.4 MELAMINICO

MATERICO CEMENTO NATURALE

> FRAME M3.10 ANTHRACITE

> TOP L05.4 NATURAL CONCRETE

MELAMINE

## GALAXY SEDIA / CHAIR

**COD. 34.59**

**COD. 34.60** SEDIA CON BRACCIOLI /

CHAIR WITH ARMS

> STRUTTURA Z006 POLIPROPILENE

GRIGIO CHIARO

> FRAME Z006 LIGHT GREY

POLYPROPYLENE







## TOM

Tavolo allungabile con struttura in acciaio laccato. Piano in melaminico, legno impiallacciato, cristallo lucido, cristallo antigraffio opaco, SuperCeramica, SuperMarmo. Prolunghe in melaminico, legno impiallacciato, legno laccato opaco.

*Extendable table with lacquered metal frame. Top in melamine, veneer wood, glossy glass, matt anti-scratch glass, SuperCeramic, SuperMarble. Extensions in melamine, veneer wood, matt lacquered wood.*

### TOM TAVOLO / TABLE COD. 52.59

- > STRUTTURA M312 SABBIA
- > PIANO L036 LEGNO IMPIALLACCIATO NOCE
- > FRAME M312 SAND
- > TOP L036 WALNUT VENEER WOOD

### NATA SEDIA ALTA TRAPUNTATA / HIGH BACK QUILTED CHAIR

- COD. 40.74
- > RIVESTIMENTO TR524T VERDONE
- > UPHOLSTERY TR524T DARK GREEN



## ALLUNGABILE | WITH EXTENSIONS

cod. 52.56  
cm L110/143/176/209 x P75 x H75  
inch L43.3/56.3/69.3/82.3 x W29.5 x H29.5  
posti 8 | seats 8

cod. 52.57  
cm L120/163/206/249 x P80 x H75  
inch L47.2/64.2/81.1/98 x W31.5 x H29.5  
posti 10 | seats 10

cod. 52.58  
cm L140/193/246/299 x P90 x H75  
inch L55.1/76/96.9/117.7 x W35.4  
x H29.5  
posti 12 | seats 12

cod. 52.59  
cm L160/213/266/319 x P90 x H75  
inch L63/83.9/104.7/125.6 x W35.4  
x H29.5  
posti 12 | seats 12





# DUBLINO

design R&D Bontempi Casa

## DUBLINO TAVOLO / TABLE

**COD. 20.18**

- > STRUTTURA M326 ARGENTO NATURALE
- > PIANO L054 MELAMINICO MATERICO CEMENTO NATURALE
- > FRAME M326 NATURAL SILVER
- > TOP L054 NATURAL CONCRETE MELAMINE

## GIPSY SEDIA / CHAIR

**COD. 40.09**

- > STRUTTURA Z008 POLIPROPILENE CARAMELLO
- > FRAME Z008 CAMEL POLYPROPYLENE

## CLOE LAMPADA / LAMP

**COD 56.19**

- > BASE E ASTA M326 ARGENTO NATURALE
- > BRACCIO ORIENTABILE M055 NERO OPACO
- > PARALUME TENOS TESSUTO BIANCO INTERNO BIANCO
- > BASE AND FRAME M326 NATURAL SILVER
- > ADJUSTABLE ARM M055 BLACK
- > LAMP SHADE TENOS WHITE FABRIC WHITE INSIDE

## CHIC PORTAVIVANDE / FOOD TROLLEY

**COD. 08.40**

- > STRUTTURA M327 NERO PROFONDO LUCIDO
- > PIANO C158 CRISTALLO TRASPARENTE FUMÉ
- > FRAME M327 GLOSSY BLACK
- > TOP C158 TRANSPARENT SMOKE GREY GLASS






## DUBLINO

Tavolo allungabile con struttura in acciaio laccato. Piano in melaminico, cristallo lucido, cristallo antigraffio opaco, SuperCeramica. Prolunghe in melaminico, legno laccato opaco.

*Extendable table with lacquered metal frame. Top in melamine, glossy glass, matt anti-scratch glass, SuperCeramic. Extensions in melamine, matt lacquered wood.*



## ALLUNGABILE | WITH EXTENSIONS

**cod. 20.15**  
cm L100/140 x P70 x H75  
inch L39.4/55.1 x W27.6 x H29.5  
**posti 6 | seats 6**

**cod. 20.16**  
cm L120/180 x P80 x H75  
inch L47.2/70.9 x W31.5 x H29.5  
**posti 8 | seats 8**

**cod. 20.17**  
cm L140/200 x P90 x H75  
inch L55.1/78.7 x W35.4 x H29.5  
**posti 8 | seats 8**

**cod. 20.18**  
cm L160/200/240 x P90 x H75  
inch L63/78.7/94.5 x W35.4 x H29.5  
**posti 10 | seats 10**

## DUBLINO TAVOLO / TABLE

**COD. 20.18**

> STRUTTURA M3.10 ANTRACITE  
> PIANO CRO02 SUPERCERAMICA ANTRACITE

> FRAME M3.10 ANTHRACITE  
> TOP CRO02 ANTHRACITE SUPERCERAMIC

## SIMBA SEDIA / CHAIR

**COD. 40.06**

> RIVESTIMENTO TN007 WATERPROOF NABUK ANTRACITE  
> UPHOLSTERY TN007 ANTHRACITE WATERPROOF NABUK



# MAGO

design R&D Bontempi Casa

## MAGO TAVOLO / TABLE

**COD. 01.36**

- > STRUTTURA M097 GRIGIO CHIARO
- > PIANO C181S CRISTALLO VELVET ANTIGRAFFIO TORTORA OPACO
- > FRAME M097 LIGHT GREY
- > TOP C181S VELVET MATT ANTI-SCRATCH DOVE GREY GLASS

## GALAXY SEDIA CON BRACCIOLI / CHAIR WITH ARMS

**COD. 34.60**

- > STRUTTURA Z006 POLIPROPILENE GRIGIO CHIARO
- > FRAME Z006 LIGHT GREY POLYPROPYLENE

## GALAXY PAD DI SEDUTA / CUSHION

**COD. 34.59PAD**

- > TPAD03 LANA NATURALE GRIGIO CHIARO
- > TPAD03 LIGHT GREY NATURAL WOOL



**MAGO TAVOLO / TABLE**  
**COD. 01.36**

- > STRUTTURA M312 SABBIA
- > PIANO L058 MELAMINICO
- MATERICO CEMENTO SABBIA
- > FRAME M312 SAND
- > TOP L058 MELAMINE CONCRETE SAND

**GIPSY SEDIA / CHAIR**  
**COD. 40.09**

- > STRUTTURA Z039 POLIPROPILENE
- ANTRACITE
- > FRAME Z039 ANTHRACITE
- POLYPROPYLENE

**CLOE LAMPADA / LAMP**  
**COD. 56.19**

- > BASE E ASTA M326 ARGENTO
- NATURALE
- > BRACCIO ORIENTABILE M055 NERO
- OPACO
- > PARALLUME TEN08 TESSUTO NERO
- INTERNO BIANCO
- > BASE AND FRAME M326 NATURAL
- SILVER
- > ADJUSTABLE ARM M055 BLACK
- > LAMP SHADE TEN08 BLACK FABRIC
- WHITE INSIDE

**LEXINGTON LIBRERIA / BOOKCASE**  
**COD. 16.58**

- > STRUTTURA M055 NERO OPACO
- > FRAME M055 BLACK

**LEXINGTON RIPIANO / SHELF**  
**COD. 16.27**

- > STRUTTURA C158 CRISTALLO
- TRASPARENTE FUMÉ
- > FRAME C158 TRANSPARENT SMOKE
- GREY CLASS



**MAGO**

Tavolo allungabile con struttura in acciaio laccato. Piano in melaminico, Unicolor antigraffio, cristallo lucido, cristallo antigraffio opaco, SuperCeramica. Prolunga in melaminico.

*Extendable table with lacquered metal frame. Top and extensions in melamine, scratch-resistant Unicolor, glossy glass, matt anti-scratch glass, SuperCeramic. Extension in melamine.*



**ALLUNGABILE | WITH EXTENSIONS**

**cod. 01.34**  
cm L100/140 x P70 x H75  
inch L39.4/55.1 x W27.6 x H29.5  
**posti 6 | seats 6**

**cod. 01.35**  
cm L120/180 x P80 x H75  
inch L47.2/70.9 x W31.5 x H29.5  
**posti 8 | seats 8**

**cod. 01.36**  
cm L140/200 x P80 x H75  
inch L55.1/78.7 x W31.5 x H29.5  
**posti 8 | seats 8**

**DIESIS TAVOLO / TABLE**  
**COD. 02.89**  
 > STRUTTURA M055 NERO OPACO  
 > PIANO C152 CRISTALLO LACCATO  
 NERO LUCIDO  
 > FRAME M055 BLACK  
 > TOP C152 GLOSSY BLACK  
 LACQUERED GLASS

**FREAK SEDIA / CHAIR**  
**COD. 34.02**  
 > STRUTTURA M327 NERO  
 PROFONDO LUCIDO  
 > FRAME M327 GLOSSY BLACK

**SOUL LAMPADA / LAMP COD. 56.12**  
**FUNKY LAMPADA / LAMP COD. 56.11**  
**SWING LAMPADA / LAMP COD. 56.10**  
 > STRUTTURA M326 ARGENTO  
 NATURALE  
 > PARALUME V005 VETRO SOFFIATO  
 A MANO FUMÉ  
 > FRAME M326 NATURAL SILVER  
 > LAMP SHADE V005 SMOKE HAND  
 FLOATING GLASS



# DIESIS

design R&D Bontempi Casa

Tavolo fisso con struttura in acciaio laccato. Piano in melaminico, Unicolor antigraffio, cristallo lucido o cristallo antigraffio opaco.

*Fix table with lacquered metal frame. Top in melamine, scratch-resistant Unicolor, glossy glass, matt anti-scratch glass.*



## FISSO | FIX

**cod. 02.90**  
 cm L120 x P80 x H75  
 inch L47.2 x W31.5 x H29.5  
**posti 6 | seats 6**

**cod. 02.91**  
 cm L140 x P80 x H75  
 inch L55.1 x W31.5 x H29.5  
**posti 6 | seats 6**

**cod. 02.92**  
 cm L160 x P80 x H75  
 inch L63.1 x W31.5 x H29.5  
**posti 8 | seats 8**



**cod. 02.89**  
 cm L80 x P80 x H75  
 inch L31.5 x W31.5 x H29.5  
**posti 4 | seats 4**

**DIESIS TAVOLO / TABLE**  
**COD. 02.91OUT**  
 > STRUTTURA M312X SABBIA  
 OUTDOOR  
 > PIANO C193 CRISTALLO TORTORA  
 LUCIDO  
 > FRAME M312X OUTDOOR SAND  
 > TOP C193 GLOSSY DOVE GREY  
 LACQUERED GLASS

**HIDRA SEDIA / CHAIR**  
**COD. 40.15**  
 > STRUTTURA Z007 AZZURRO  
 POLVERE  
 > FRAME Z007 DUSTY BLUE



## ESTERNO | OUTDOOR

**cod. 02.89OUT**

**cod. 02.90OUT**

**cod. 02.91OUT**





# ARTISTICO CONSOLLE

design Pocci & Dondoli

Tavolo consolle allungabile con struttura in acciaio laccato. Piano e prolunghe in legno laccato o legno impiallacciato.

*Extendable console table with metal frame. Top and extensions in lacquered wood or veneer wood.*

**ARTISTICO TAVOLO CONSOLLE /  
CONSOLLE TABLE**  
**COD. 20.90**

> STRUTTURA M306 BIANCO  
> PIANO L079 LEGNO LACCATO BIANCO  
> FRAME M306 WHITE  
> TOP L079 WHITE LACQUERED WOOD

**TAI SEDIA / CHAIR**  
**COD. 04.12**

> STRUTTURA M306 BIANCO  
> RIVESTIMENTO TR516 PELLE ECOLOGICA GRIGIO CHIARO  
> FRAME M306 WHITE  
> UPHOLSTERY TR516 LIGHT GREY ECO LEATHER



**ALLUNGABILE |  
WITH EXTENSIONS**

**cod. 20.90**  
cm L120 x P55/105/155/205 x H75  
inch L42.7 x W21.7/41.3/61/80.7 x H29.5  
posti 10 | seats 10

**SACCA PORTA PROLUNGHE  
BAG FOR EXTENSIONS**

**cod. 20.33CO**  
cm L132 x P12 x H52  
inch L51.9 x W4.7 x H20.5



# ETICO CONSOLLE

design R&D  
Bontempi Casa

Tavolo consolle allungabile  
con struttura in acciaio laccato.  
Piano in cristallo lucido o cristallo  
antigraffio opaco; prolunghe in  
melaminico alluminio.

*Extendable console table with  
lacquered metal frame. Top  
in glossy glass or matt anti-  
scratch glass; extensions in  
aluminium melamine.*



ETICO CONSOLLE / CONSOLE  
COD. 02.59

- > STRUTTURA M306 BIANCO
- > PIANO C180S CRISTALLO VELVET ANTIGRAFFIO BIANCO OPACO
- > FRAME M306 WHITE
- > TOP C180S VELVET MATT ANTI-SCRATCH WHITE LACQUERED GLASS

GALAXY SEDIA / CHAIR  
COD. 34.59

- > STRUTTURA Z006 POLIPROPILENE GRIGIO CHIARO
- > FRAME Z006 LIGHT GREY POLYPROPYLENE



ALLUNGABILE | WITH EXTENSIONS

cod. 02.59  
cm L130 x P48/83/131/179 x H75  
inch L51.2 x W18.9/32.7/51.6/70.5 x H29.5  
posti 10 | seats 10



VALIGETTA  
PORTA PROLUNGHE  
CASE FOR EXTENSIONS

cod. 02.59CO  
cm L132 x P6 x H52  
inch L52 x W2.4 x H20.5



# ETICO PLUS CONSOLLE

design R&D  
Bontempi Casa

Tavolo consolle allungabile con  
struttura in acciaio laccato. Piano  
e prolunghe in melaminico.

*Extendable console table with  
lacquered metal frame. Top and  
extensions in melamine.*



ETICO PLUS CONSOLLE / CONSOLE  
COD. 20.32

- > STRUTTURA M310 ANTRACITE
- > PIANO L045 MELAMINICO ANTRACITE
- > FRAME M310 ANTHRACITE
- > TOP L045 ANTHRACITE MELAMINE

GIPSY SEDIA / CHAIR  
COD. 40.09

- > STRUTTURA Z029 POLIPROPILENE SABBIA
- > FRAME Z029 SAND POLYPROPYLENE



ALLUNGABILE | WITH EXTENSIONS

cod. 20.32  
cm L190 x P48/98/148/198/248/298 x H75  
inch L35.4 x W18.9/38.6/58.3/78/97.6/117.3 x H29.5  
posti 12 | seats 12



cod. 20.33  
cm L130 x P48/98/148/198/248/298 x H75  
inch L51.2 x W18.9/38.6/58.3/78/97.6/117.3 x H29.5  
posti 14 | seats 14



SACCA PORTA PROLUNGHE  
BAG FOR EXTENSIONS

cod. 20.32CO  
cm L92 x P12 x H52  
inch L36.2 x W4.7 x H20.5



cod. 20.33CO  
cm L132 x P12 x H52  
inch L52 x W4.7 x H20.5



# MAGO CONSOLLE

design R&D  
Bontempi Casa

Tavolo consolle allungabile  
con struttura in acciaio laccato.  
Piano in cristallo lucido o cristallo  
antigraffio opaco; prolunga in  
melaminico.

*Extendable console table with  
lacquered metal frame. Top  
in glossy glass or matt anti-  
scratch glass; extension  
in melamine.*



**MAGO CONSOLLE / CONSOLE**  
**COD. 02.55**  
> STRUTTURA M306 BIANCO  
> PIANO C1805 CRISTALLO VELVET  
ANTIGRAFFIO BIANCO OPACO  
> FRAME M306 WHITE  
> TOP C1805 VELVET MATT ANTI-  
SCRATCH WHITE LACQUERED GLASS

**GALAXY SEDIA / CHAIR**  
**COD. 34.59**  
> STRUTTURA Z006 POLIPROPILENE  
GRIGIO CHIARO  
> FRAME Z006 LIGHT GREY  
POLYPROPYLENE



**ALLUNGABILE |**  
**WITH EXTENSION**

**cod. 02.55**  
cm L120 x P45/75 x H75  
inch L47.2 x W17.7/29.5 x H29.5  
**posti 4 | seats 4**

# FLASH

design R&D  
Bontempi Casa

Tavolo trasformabile con ruote.  
Struttura in acciaio laccato.  
Piano in melaminico.

*Table with castors. Frame  
in lacquered metal. Top in  
melamine.*



**FLASH TAVOLO / TABLE**  
**COD. 02.70**  
> STRUTTURA M097 GRIGIO CHIARO  
> PIANO L054 MELAMINICO  
MATERICO CEMENTO NATURALE  
> FRAME M097 LIGHT GREY  
> TOP L054 MELAMINE NATURAL  
CONCRETE

**GALAXY SEDIA / CHAIR**  
**COD. 34.59**  
> STRUTTURA Z006 POLIPROPILENE  
GRIGIO CHIARO  
> STRUCTURE Z006 LIGHT GREY  
POLYPROPYLENE

**GALAXY PAD DI SEDUTA / CUSHION**  
**COD. 34.59PAD**  
> TPAD03 LANA NATURALE GRIGIO  
CHIARO  
> TPAD03 LIGHT GREY NATURAL  
WOOL



**TRASFORMABILE  
CON RUOTE**  
**CONVERTIBLE  
WITH WHEELS**

**cod. 02.70**  
cm L80 x P45/82/120 x H75  
inch L31.5 x W17.7/32.3/47.2 x H29.5  
**posti 4 | seats 4**





# VINCENT

design Pocci & Dondoli

Base in acciaio laccato  
predisposta per piano fisso  
rotondo o quadrato in stratificato,  
stratificato Fenix, alucompact o  
nobilitato.

*Lacquered metal base for round  
or rectangular tops in laminate,  
Fenix laminate, alucompact or  
melamine.*

NELLA PAGINA ACCANTO /  
ON THE LEFT

VINCENT TAVOLO / TABLE  
COD. 20.81OUT

> STRUTTURA M3.10X ANTRACITE  
> PIANO P25 STRATIFICATO  
FENIX PF01 NERO BORDO NERO  
> FRAME M3.10X ANTHRACITE  
> TOP P25 FENIX LAMINATE PF01  
BLACK BLACK EDGE

GALAXY SGABELLO / BARSTOOL  
COD. 34.62

> STRUTTURA Z006 POLIPROPILENE  
GRIGIO CHIARO  
> FRAME Z006 LIGHT GREY  
POLYPROPYLENE

VINCENT TAVOLO / TABLE  
COD. 20.55  
> STRUTTURA M055 NERO OPACO  
> PIANO P23 STRATIFICATO PL01  
ROVERE GRIGIO BORDO MARRONE  
> FRAME M055 BLACK  
> TOP P23 LAMINATE PL01 GREY  
OAK BROWN EDGE



VINCENT BASSO | LOW  
cod. 20.55  
cm L 51 x P 51 x H 74.5  
inch L 20.1 x W 20.1 x H 29.3

VINCENT ALTO | HIGH  
cod. 20.81  
cm L 51 x P 51 x H 109.5  
inch L 20.1 x W 20.1 x H 43.1

ESTERNO | OUTDOOR

cod. 20.55OUT

cod. 20.81OUT

da abbinare al piano  
tondo o quadrato /  
to match with round  
or square top





# CLUB

design Studio E-ggs

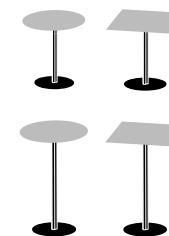
Base in acciaio laccato  
predisposta per piano fisso  
rotondo o quadrato in stratificato,  
stratificato Fenix, alucompact o  
nobilitato.

*Lacquered metal base for round  
or rectangular tops in laminate,  
Fenix laminate, alucompact or  
melamine.*



**CLUB BASSO** BASE TAVOLO /  
TABLE LOW BASE **COD. 52.92**  
**CLUB ALTO** BASE TAVOLO /  
TABLE HIGH BASE **COD. 52.93**  
> STRUTTURA M306 BIANCO  
> PIANO P03 ALUCompact PA04  
BIANCO BORDO NERO  
> FRAME M306 WHITE  
> TOP P03 ALUCompact PA04  
WHITE BLACK EDGE

**MOOD** SCABELLO / BARSTOOL  
**COD. 34.31**  
**MOOD** SEDIA / CHAIR  
**COD. 34.09**  
> STRUTTURA M306 BIANCO  
> SCOCCA Z031 POLIPROPILENE  
BIANCO  
> FRAME M306 WHITE  
> SHELL Z031 WHITE POLYPROPYLENE



**CLUB BASSO** | LOW  
**cod. 52.92**  
cm Ø 47 x H 74.5  
inch L 18.5 x H 29.3

**CLUB ALTO** | HIGH  
**cod. 52.93**  
cm Ø 47 x H 109.5  
inch L 18.5 x H 43.1

**ESTERNO** | OUTDOOR  
**cod. 52.92OUT**  
**cod. 52.93OUT**

**da abbinare al piano  
tondo o quadrato /  
to match with round  
or square top**





# RAIL

design Studio E-ggs

Base in acciaio laccato  
predisposta per piano fisso  
rotondo o quadrato in stratificato,  
stratificato Fenix, aucompact o  
nobilitato.

*Lacquered metal base for round  
or rectangular tops in laminate,  
Fenix laminate, alucompact or  
melamine.*

**RAIL BASSO** BASE TAVOLO /  
TABLE LOW BASE **COD. 52.94**

**RAIL ALTO** BASE TAVOLO /  
TABLE HIGH BASE **COD. 52.95**

> STRUTTURA M028 OTTONE SCURO  
> PIANO P23 STRATIFICATO PLO1  
ROVERE GRIGIO BORDO MARRONE

> FRAME M028 DARK BRASS  
> TOP P23 LAMINATE PLO1  
GREY OAK BROWN EDGE

**GALAXY** SEDIA / CHAIR

**COD. 34.59**

**GALAXY** SGABELLO ALTO /  
HIGH BARSTOOL

**COD. 34.62**

> STRUTTURA Z039 ANTRACITE

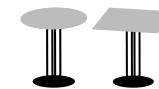
> FRAME Z039 ANTHRACITE

**PANDORA MINI** LAMPADA / LAMP

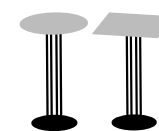
**COD. 56.09**

> CORPO M028 OTTONE SCURO

> STRUCTURE M028 DARK BRASS



**RAIL BASSO** | LOW  
**cod. 52.94**  
cm Ø 47 x H 74.5  
inch L 18.5 x H 29.3



**RAIL ALTO** | HIGH  
**cod. 52.95**  
cm Ø 47 x H 109.5  
inch L 18.5 x H 43.1

**ESTERNO** | OUTDOOR

**cod. 52.94OUT**

**cod. 52.95OUT**

**da abbinare al piano  
tondo o quadrato /  
to match with round  
or square top**



**ALIS TAVOLO / TABLE**

**COD. 01.74**

> STRUTTURA M097X GRIGIO CHIARO  
> PIANO P26 STRATIFICATO FENIX PF01  
NERO BORDO NERO

> FRAME M097X LIGHT GREY  
> TOP P26 FENIX LAMINATE PF01  
BLACK BLACK EDGE

**MOOD SEDIA / CHAIR**

**COD. 34.09OUT**

**COD. 34.19OUT** SEDIA CON  
BRACCIOLI / CHAIR WITH ARMS  
> STRUTTURA SEZIONE TONDA M097X  
GRIGIO CHIARO  
> SCOCCA Z006 POLIPROPILENE  
GRIGIO CHIARO

> ROUNDED LEGS FRAME M097X  
LIGHT GREY  
> SHELL Z006 LIGHT GREY  
POLYPROPYLENE



# ALIS

design R&D  
Bontempi Casa

Base in acciaio laccato  
predisposta per piano fisso  
rotondo o quadrato in stratificato,  
stratificato Fenix, alucompact o  
nobilitato.

*Lacquered metal base for round or  
rectangular tops in laminate, Fenix  
laminate, alucompact or melamine.*

**ALIS TAVOLO / TABLE COD. 01.74**

> STRUTTURA M306 BIANCO  
> PIANO P03 ALUCOMPACT PA04  
BIANCO BORDO NERO

> FRAME M306 WHITE  
> TOP P03 ALUCOMPACT PA04 WHITE  
BLACK EDGE

**STREGA LAMPADA / LAMP COD. 56.04**

> PARALLUME TEN05 TESSUTO BIANCO  
INTERNO BIANCO  
> LAMP SHADE TEN05 WHITE FABRIC  
WHITE INSIDE

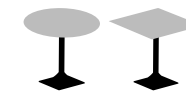
**MOOD SEDIA / CHAIR COD. 34.11**

> STRUTTURA M325 ORO  
> SCOCCA Z031 POLIPROPILENE BIANCO  
> FRAME M325 GOLD  
> SHELL Z031 WHITE POLYPROPYLENE

**MOOD CUSCINO / CUSHION**

**COD. 34.08CUS**

> T0U04 TESSUTO OUTDOOR GRIGIO  
MELANGE  
> T0U04 MÉLANGE GREY OUTDOOR  
FABRIC



**ALIS BASSO | LOW ALIS**

**cod. 01.74**  
cm L40 x P40 x H74  
inch L15.7 x W15.7 x H29,1

**da abbinare al piano  
tondo o quadrato /  
to match with round  
or square top**



**ESTERNO | OUTDOOR**

**cod. 01.74OUT**



**ALTER ALTO TAVOLO / TABLE**  
**COD. 01.78**  
 > STRUTTURA M3.10X ANTRACITE  
 > PIANO P25 STRATIFICATO FENIX  
 PF01 NERO BORDO NERO  
 > FRAME M3.10X ANTHRACITE  
 > TOP P25 FENIX LAMINATE PF01  
 BLACK BLACK EDGE

**GALAXY SGABELLI / BARSTOOLS**  
**COD. 34.62**  
 > STRUTTURA Z029 POLIPROPILENE  
 SABBIA  
 > STRUTTURA Z006 POLIPROPILENE  
 GRIGIO CHIARO  
 > FRAME Z029 SAND POLYPROPYLENE  
 > FRAME Z006 LIGHT GREY  
 POLYPROPYLENE



# ALTER

design R&D  
 Bontempi Casa

Base in acciaio laccato  
 predisposta per piano fisso  
 rotondo o quadrato in stratificato,  
 stratificato Fenix, alucompact o  
 nobilitato.

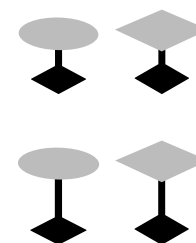
*Lacquered metal base for round  
 or rectangular tops in laminate,  
 Fenix laminate, alucompact or  
 melamine.*



**ALTER BASSO BASE TAVOLO /  
 ALTER LOW FRAME**  
**COD. 01.76**  
 > STRUTTURA M3.10 ANTRACITE  
 > PIANO P23 STRATIFICATO PLO1  
 ROVERE GRIGIO BORDO MARRONE  
 > FRAME M3.10 ANTHRACITE  
 > TOP P23 LAMINATE PLO1 GREY OAK  
 BROWN EDGE

**INES SEDIA / CHAIR**  
**COD. 34.55**  
 > STRUTTURA M097 GRIGIO CHIARO  
 > FRAME M097 LIGHT GREY

**INES CUSCINO / CUSHION**  
**COD. 34.55CUS**  
 > TOU04T GRIGIO MELANGE  
 > TOU04T MELANGE GREY



**ALTER BASSO | LOW**  
**cod. 01.76**  
 cm L47 x P47 x H74,5  
 inch L18.5 x W18.5 x H29,3

**ALTER ALTO | HIGH**  
**cod. 01.78**  
 cm L47 x P47 x H109,5  
 inch L18.5 x W18.5 x H43,1



**ESTERNO | OUTDOOR**  
**cod. 01.76OUT**  
**cod. 01.78OUT**

**da abbinare al piano  
 tondo o quadrato /  
 to match with round  
 or square top**



# RICO

design R&D  
Bontempi Casa

Base in acciaio laccato  
predisposta per piano fisso  
rotondo o quadrato in stratificato,  
stratificato Fenix, alucompact o  
nobilitato.

*Lacquered metal base for round  
or rectangular tops in laminate,  
Fenix laminate, alucompact or  
melamine.*

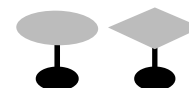
NELLA PAGINA ACCANTO /  
ON THE LEFT

**RICO ALTO TAVOLO / HIGH TABLE**  
**COD. 01.77**  
> STRUTTURA M310X ANTRACITE  
> PIANO P25 STRATIFICATO FENIX  
PFO1 NERO BORDO NERO  
> FRAME M310X ANTHRACITE  
> TOP P25 FENIX LAMINATE PFO1  
BLACK BLACK EDGE

**NET SCABELLO / BARSTOOL**  
**COD.04.56DOUT**  
> STRUTTURA M306X BIANCO  
> SEDUTA E SCHIENALE SOFT  
TEXPLAST X112 MOON ROCK  
> FRAME M306X WHITE  
> SEAT AND BACK X112 SOFT  
TEXPLAST MOON ROCK

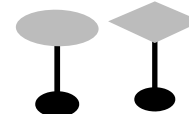
**RICO ALTO TAVOLO / TABLE**  
**COD. 01.77**  
> STRUTTURA M310X ANTRACITE  
> PIANO P25 STRATIFICATO FENIX  
PFO1 NERO BORDO NERO  
> FRAME M310X ANTHRACITE  
> TOP P25 FENIX LAMINATE PFO1  
BLACK BLACK EDGE

**EVA SCABELLO / BARSTOOL**  
**COD. 40.73OUT**  
> STRUTTURA M310X ANTRACITE  
> SCOCCA Z039 POLIPROPILENE  
ANTRACITE  
> FRAME M310X ANTHRACITE  
> SHELL Z039 ANTHRACITE  
POLYPROPYLENE



**RICO BASSO | LOW**

**cod. 01.75**  
cm Ø47 x H74,5  
inch Ø18.5 x H29,3



**RICO ALTO | HIGH**

**cod. 01.77**  
cm Ø47 x H109,5  
inch Ø18.5 x H43,1

**ESTERNO | OUTDOOR**

**cod. 01.75OUT**

**cod. 01.77OUT**

**da abbinare al piano  
tondo o quadrato /  
to match with round  
or square top**



**SVEVA** SEDIA / CHAIR  
**COD. 34.06**  
**COD. 34.07** SEDIA CON BRACCIOLI /  
 CHAIR WITH ARMS  
 > STRUTTURA L109 LEGNO MASSELLO  
 ROVERE NATURALE  
 > RIVESTIMENTO TR505 PELLE  
 ECOLOGICA BIANCA  
 > INSERTI TRIANGOLARI TLU07 TESSUTO  
 LULÙ VIOLA CRIGIO  
 > FRAME L109 NATURAL OAK SOLID  
 WOOD  
 > UPHOLSTERY TR505 WHITE ECO  
 LEATHER  
 > TRIANGLE-SHAPED INSERTS TLU07  
 VIOLET GREY LULÙ FABRIC



# SVEVA

design Toshiyuki Yoshino

Sedia con o senza braccioli,  
 con struttura in legno massello,  
 imbottita e rivestita in pelle  
 ecologica, tessuto mambo,  
 tessuto lulù, waterproof nabuk,  
 waterproof nabuk stampato, pure  
 virgin wool, velluto, velluto tecnico,  
 tessuto decò, pelle premium.

*Chair with or without arms  
 with solid wood frame,  
 upholstered and covered in  
 eco leather, mambo fabric,  
 lulù fabric, waterproof nabuk,  
 waterproof printed nabuk, pure  
 virgin wool, velvet, technical  
 velvet, decò fabric, premium  
 nappa leather.*

**SVEVA** SEDIA / CHAIR  
**COD. 34.07** SEDIA CON BRACCIOLI /  
 CHAIR WITH ARMS  
 > STRUTTURA L109 LEGNO MASSELLO  
 ROVERE NATURALE  
 > RIVESTIMENTO TVE17 VELLUTO  
 NERO  
 > INSERTI TRIANGOLARI TMA12  
 TESSUTO MAMBO ANTRACITE  
 > FRAME L109 NATURAL OAK SOLID  
 WOOD  
 > UPHOLSTERY TVE17 BLACK VELVET  
 > TRIANGLE-SHAPED INSERTS TMA12  
 ANTHRACITE MAMBO FABRIC



**cod. 34.06**  
 cm L 60 x P 60 x H 81/47  
 inch L 23.6 x W 23.6 x H 31.9/18.5



**cod. 34.07**  
 cm L 62 x P 61 x H 81/47  
 inch L 24.4 x W 24 x H 31.9/18.5







## QUEEN

design Pocci & Dondoli

QUEEN SEDIA CON BRACCIOLI /  
CHAIR WITH ARMS

**COD. 34.47**

> STRUTTURA M328 OTTONE  
ANTICATO  
> RIVESTIMENTO TVT08 VELLUTO  
TECNICO BITTER

> FRAME M328 ACED BRASS  
> UPHOLSTERY TVT08 VERMILION  
RED TECHNICAL VELVET

ELICA TAVOLINO / COFFEE TABLE  
**COD. 07.22**

> STRUTTURA M097 GRIGIO CHIARO  
> PIANO C.186S CRISTALLO VELVET  
ANTICRAFFIO GRIGIO CHIARO OPACO

> FRAME M097 LIGHT GREY  
> TOP C.186S VELVET MATT ANTI-  
SCRATCH LIGHT GREY LACQUERED  
GLASS





**QUEEN SEDIA / CHAIR**  
**COD. 34.38**  
 > STRUTTURA L002 LEGNO MASSELLO  
 ROVERE SPESSART  
 > RIVESTIMENTO TMA04 TESSUTO  
 MAMBO TORTORA  
 > FRAME L002 SPESSART OAK SOLID  
 WOOD  
 > UPHOLSTERY TMA04 DOVE GREY  
 MAMBO FABRIC

**ARON TAVOLO / TABLE**  
**COD. 20.07**  
 > STRUTTURA L002 LEGNO  
 MASSELLO ROVERE SPESSART  
 > PIANO C157 CRISTALLO  
 TRASPARENTE EXTRACHIAIRO  
 > FRAME L002 SPESSART OAK  
 SOLID WOOD  
 > TOP C157 TRANSPARENT  
 EXTRA-CLEAR GLASS

## QUEEN

Sedia con o senza bracciali, con struttura in legno massello o acciaio laccato, imbottita e rivestita in pelle ecologica, velluto, velluto tecnico, tessuto mambo, tessuto lulu, waterproof nabuk, waterproof nabuk stampata, pure virgin wool, velluto, tessuto decò, tessuto Kvadrat Field, tessuto Kvadrat Coda, pelle premium.

*Chair with or without arms, with solid wood or metal frame, upholstered and covered in eco leather, velvet, technical velvet, mambo fabric, lulu fabric, waterproof nabuk, waterproof printed nabuk, pure virgin wool, velvet, decò fabric, kvadrat Field fabric, kvadrat Coda fabric, premium nappa leather.*



### STRUTTURA LEGNO SOLID WOOD FRAME

**cod. 34.38**  
 cm L. 59 x P. 63 x H. 89/48  
 inch L. 23.2 x W. 24.8 x H. 35/18.9



**cod. 34.39**  
 cm L. 65 x P. 63 x H. 89/48  
 inch L. 25.6 x W. 24.8 x H. 35/18.9



### STRUTTURA ACCIAIO METAL FRAME

**cod. 34.46**  
 cm L. 59 x P. 63 x H. 89/48  
 inch L. 23.2 x W. 24.8 x H. 35/18.9



**cod. 34.47**  
 cm L. 65 x P. 63 x H. 89/48  
 inch L. 25.6 x W. 24.8 x H. 35/18.9



### SGABELLO BARSTOOL

**cod. 34.53**  
 cm L. 52 x P. 56 x H. 97/68  
 inch 20.5 x P. 22 x H. 38.2/26.8

### QUEEN SGABELLO / BARSTOOL

**COD. 34.53**  
**QUEEN SEDIA / CHAIR**  
**COD. 34.46**  
**COD. 34.47** SEDIA CON BRACCIOLI /  
 CHAIR WITH ARMS  
 > STRUTTURA M097 CRIGIO CHIARO  
 > RIVESTIMENTO PR25 PELLE PREMIUM  
 MATTONE  
 > FRAME M097 LIGHT GREY  
 > UPHOLSTERY PR25 RED BRICK  
 PREMIUM NAPPA LEATHER

**QUEEN SEDIA / CHAIR**  
**COD. 34.38**  
**COD. 34.39** SEDIA CON BRACCIOLI /  
 CHAIR WITH ARMS  
 > STRUTTURA L009 LEGNO MASSELLO  
 ROVERE NATURALE  
 > RIVESTIMENTO PR25 PELLE PREMIUM  
 MATTONE  
 > FRAME L009 NATURAL OAK SOLID  
 WOOD  
 > UPHOLSTERY PR25 RED BRICK  
 PREMIUM NAPPA LEATHER





**SALLY SEDIA / CHAIR**  
**COD. 34.48**  
 SEDIA CON BRACCIOLI /  
 CHAIR WITH ARMS  
**COD. 34.49**  
 > STRUTTURA M328 OTTONE  
 ANTICATO  
 > RIVESTIMENTO Q504 CUIOIO  
 BULGARO  
 > FRAME M328 AGED BRASS  
 > UPHOLSTERY Q504 RUSSIAN  
 HIDE LEATHER

**MATRIX TAVOLO / TABLE**  
**COD. 52.33**  
 > STRUTTURA M328 OTTONE ANTICATO  
 > PIANO CM005A SUPERMARMO  
 NOIR DESIR LUCIDO  
 > FRAME M328 AGED BRASS  
 > TOP CM005A GLOSSY NOIR DESIR  
 SUPERMARBLE

# SALLY

design Giuseppe  
 Casarosa

Sedia con o senza braccioli, con  
 struttura in acciaio laccato o in legno  
 massello, imbottita e rivestita in cuoio  
 con cuciture in tinta o a contrasto.

*Chair with or without arms,  
 with metal or solid wood frame,  
 upholstered and covered in  
 hide leather with contrast or  
 matching stitching.*

**SALLY SEDIA / CHAIR**  
**COD. 34.50**  
 > STRUTTURA LEGNO MASSELLO L109  
 ROVERE NATURALE  
 > RIVESTIMENTO Q259 CUIOIO  
 CIOCCOLATO  
 > FRAME L109 OAK SOLID WOOD  
 > UPHOLSTERY Q259 CHOCOLATE  
 HIDE LEATHER



**STRUTTURA ACCIAIO**  
**METAL FRAME**  
**cod. 34.48**  
 cm L 54 x P 59 x H 85/49  
 inch L 21.3 x W 21.3 x H 33.5/19.3



**cod. 34.49**  
 cm L 54 x P 59 x H 85/49  
 inch L 21.3 x W 21.3 x H 33.5/19.3



**STRUTTURA LEGNO**  
**SOLID WOOD FRAME**  
**cod. 34.50**  
 cm L 54 x P 59 x H 85/49  
 inch L 21.3 x W 21.3 x H 33.5/19.3



**cod. 34.51**  
 cm L 54 x P 59 x H 85/49  
 inch L 21.3 x W 21.3 x H 33.5/19.3





# PENELOPE

design Marco Corti

- PENELOPE** SEDIA / CHAIR  
**COD. 34.04 - 34.05**  
 > STRUTTURA M326 ARGENTO  
 NATURALE  
 > SEDUTA E SCHIENALE POSTERIORE  
 TR517T PELLE ECOLOGICA ANTRACITE  
 > SEDUTA E SCHIENALE ANTERIORE  
 TED01 TESSUTO DECÒ PERLA GRIGIO  
 > BRACCIOLI E BOTTONE TN007  
 WATERPROOF NABUK ANTRACITE  
 > FRAME M326 NATURAL SILVER  
 > BACK COVER TR517T ANTHRACITE  
 ECO LEATHER  
 > FRONT COVER TED01 FABRIC  
 DECÒ GREY PEARL  
 > ARMS AND CENTRAL BUTTON  
 TN007 ANTHRACITE WATERPROOF  
 NABUK





**PENELOPE SEDIA / CHAIR**  
**COD. 34.04**  
 > STRUTTURA M325 ORO  
 > SEDUTA E SCHIENALE ANTERIORE  
 E POSTERIORE TVE06 VELLUTO  
 TERRACOTTA  
 > BOTTONE TVE06 TERRACOTTA  
 VELVET  
 > FRAME M325 GOLD  
 > FRONT AND BACK COVER TVE06  
 TERRACOTTA VELVET

> CENTRAL BUTTON TVE06  
 TERRACOTTA VELVET

**ECHO IN TAVOLO / TABLE**  
**COD. 20.73**  
 > STRUTTURA M307 TESTA DI MORO  
 > PIANO L002 LEGNO  
 IMPIALLACCIATO ROVERE SPESSART  
 > FRAME M307 DARK BROWN  
 > TOP L002 SPESSART OAK VENEER

## PENELOPE

Sedia con o senza braccioli, con struttura in acciaio laccato, imbottita e rivestita in pelle ecologica, tessuto mambo, tessuto lulù, waterproof nabuk, waterproof nabuk stampato, pure virgin wool, velluto, velluto tecnico, tessuto decò, pelle premium. Bordino a scelta in tinta o a contrasto. Bottone, braccioli, tessuto anteriore e posteriore di schienale e di seduta personalizzabili.

*Chair with or without arms with metal lacquered frame, upholstered and covered in eco leather, mambo fabric, lulù fabric, waterproof nabuk, waterproof printed nabuk, pure virgin wool, velvet, technical velvet, decò fabric, premium nappa leather. Piping in contrast or matching colour. Customized central button, arms, front or back cover.*



**cod. 34.04**  
 cm L. 46 x P 60 x H 86/47  
 inch L 18.1 x W 23.6 x H 33.9/18.5



**cod. 34.05**  
 cm L. 66 x P 61 x H 86/47  
 inch L 26 x W 24 x H 33.9/18.5



## PENELOPE SEDIA / CHAIR

**COD. 34.04**  
 > STRUTTURA M328 OTTONE ANTICATO  
 > SEDUTA E SCHIENALE ANTERIORE TNS09 WATERPROOF NABUK STAMPATO ANELLI SALE & PEPE  
 > RETRO E BOTTONE PRO1T PELLE PREMIUM BIANCA  
 > FRAME M328 AGED BRASS  
 > FRONT COVER TNS09 WATERPROOF PRINTED NABUK RINGS SALT & PEPPER  
 > BACK AND BUTTON PRO1T WHITE PREMIUM NAPPA LEATHER

## FUSION TAVOLO / TABLE

**COD. 52.07**  
 > ANELLI M328 OTTONE ANTICATO  
 > CORNICE BASE M328 OTTONE ANTICATO  
 > BASE E PIANO CM004 SUPERMARMO ONICE PERLA LUCIDO  
 > RINGS M328 AGED BRASS  
 > BASE EDGE M328 AGED BRASS  
 > BASE AND TOP CM004 CLOSSY ONICE PERLA SUPERMARBLE

## COSMOPOLITAN MADIA / SIDEBOARD

**COD. 15.41CS**  
 > PIANO C186S CRISTALLO VELVET ANTICRAFFIO GRIGIO CHIARO OPACO  
 > COLA LEGNO LACCATO NCS 6020-R90B AZZURRO POLVERE  
 > PIEDINI M328 OTTONE ANTICATO  
 > TOP C186S VELVET MATT ANTI-SCRATCH LIGHT GREY GLASS  
 > GROOVE LACQUERED WOOD NCS 6020-R90B  
 > FEET M328 AGED BRASS



# KELLY

design Marco Corti

## KELLY SEDIA / CHAIR COD. 34.03

- > STRUTTURA L110 LEGNO MASSELLO  
ROVERE CARBONE
- > DETTAGLI DI STRUTTURA M326  
ARGENTO NATURALE
- > RIVESTIMENTO TKC04 KVADRAT  
CODA SALMONE
- > FRAME L110 CHARCOAL OAK SOLID  
WOOD
- > FRAME DETAILS M326 NATURAL SILVER
- > UPHOLSTERY TKC04 KVADRAT CODA  
SALMON

## VERSUS TAVOLO / TABLE COD. 20.50

- > STRUTTURA L110 LEGNO MASSELLO  
ROVERE CARBONE
- > PIANO CM006 SUPERMARMO  
CRICIO VENATO BIANCO
- > FRAME L110 CHARCOAL OAK SOLID  
WOOD
- > TOP CM006 GLOSSY GREY WHITE-  
VEINED SUPERMARBLE

## PANDORA LAMPADA / LAMP

COD. 56.08

- > CORPO M328 OTTONE ANTICATO
- > STRUCTURE M328 ACED BRASS

## STREGA LAMPADA / LAMP

COD. 56.02

- > STRUTTURA M055 NERO OPACO
- > PARALLUME TEN01 TESSUTO NERO  
INTERNO ORO
- > FRAME M055 BLACK
- > LAMP SHADE TEN01 BLACK FABRIC  
GOLD INSIDE





**KELLY** SEDIA TRAPUNTATA /  
QUILTED CHAIR  
**COD. 34.03**  
> STRUTTURA L008 LEGNO MASSELLO  
OLMO  
> DETTAGLI STRUTTURA M310  
ANTRACITE  
> RIVESTIMENTO TN009 WATERPROOF  
NABUK TESTA DI MORO  
> FRAME L008 ELM SOLID WOOD  
> FRAME DETAILS M310 ANTHRACITE  
> UPHOLSTERY TN009 DARK BROWN  
WATERPROOF NABUK

## KELLY

Sedia con struttura in legno massello, dettagli di struttura in acciaio laccato, monoscocca imbottita e rivestita in pelle ecologica, tessuto mambo, tessuto lulù, waterproof nabuk, waterproof nabuk stampato, pure virgin wool, velluto, tessuto decò, tessuto Kvadrat Field, tessuto Kvadrat Coda, pelle premium. Possibilità di bordino in tinta o in contrasto. Disponibile anche versione con retro dello schienale trapuntato.

*Chair with solid wood frame and metal frame details, upholstered and covered in eco leather, mambo fabric, lulù fabric, waterproof nabuk, waterproof printed nabuk, pure virgin wool, velvet, decò fabric, Kvadrat field fabric, Kvadrat Coda fabric, premium nappa leather. Piping in contrast or in matching colour. Version with quilted backrest is also available.*



**cod. 34.03**  
cm L 52 x P 60 x H 95/48  
inch L 20.5 x W 23.6 x H 37.4/18.9



## KELLY SEDIA / CHAIR COD. 34.03

> STRUTTURA L006 LEGNO MASSELLO NOCE  
> RIVESTIMENTO PR11T PELLE PREMIUM NERO  
> DETTAGLI M328 OTTONE ANTICATO  
> FRAME L006 WALNUT SOLID WOOD  
> UPHOLSTERY PR11T BLACK PREMIUM NAPPA LEATHER  
> DETAILS M328 ACED BRASS

## GLAMOUR TAVOLO / TABLE COD. 52.30

> STRUTTURA M328 OTTONE ANTICATO  
> PIEDINI M327 NERO PROFONDO LUCIDO  
> PIANO L036 LEGNO IMPALLACCIATO NOCE  
> FRAME M328 ACED BRASS  
> FEET M327 GLOSSY BLACK  
> TOP L036 WALNUT VENEER

## PANDORA MINI LAMPADA / LAMP COD. 56.09

> CORPO M327 NERO PROFONDO LUCIDO  
> STRUCTURE M327 GLOSSY BLACK



# MARGOT

design R&D Bontempi Casa

NELLA PAGINA ACCANTO /  
ON THE LEFT

**MARGOT SEDIA / CHAIR**  
**COD. 40.65**  
**COD. 40.45** SEDIA CON BRACCIOLI /  
CHAIR WITH ARMS  
> STRUTTURA L110 LEGNO MASSELLO  
ROVERE CARBONE  
> SCOCCA TVE11 VELLUTO BLU  
PAVONE  
> FRAME L110 CHARCOAL OAK  
SOLID WOOD  
> SHELL TVE11 PEACOCK BLUE VELVET

**UNIVERSE XXL TAVOLO / TABLE**  
**COD. 52.52**  
> STRUTTURA M326 ARGENTO  
NATURALE  
> DETTAGLI M097 GRIGIO CHIARO  
> PIANO CM006 SUPERMARMO  
GRIGIO VENATO BIANCO  
> FRAME M326 NATURAL SILVER  
> DETAILS M097 LIGHT GREY  
> TOP CM006 GLOSSY GREY WHITE-  
VEINED SUPERMARBLE

SU QUESTA PAGINA /  
ON THIS PAGE

**MARGOT SEDIA / CHAIR**  
**COD. 40.65**  
> STRUTTURA L110 LEGNO MASSELLO  
ROVERE CARBONE  
> RIVESTIMENTO PRO8 PELLE PREMIUM  
GHIACCIO  
> FRAME L110 CHARCOAL OAK SOLID  
WOOD  
> UPHOLSTERY PRO8 ICE PREMIUM  
NAPPA LEATHER

**MILLENNIUM RING TAVOLO / TABLE**  
**COD.20.91**  
> STRUTTURA M326 ARGENTO NATURALE  
> PIANO RING L038 LEGNO  
IMPIALLACCIATO ROVERE CARBONE  
> PIANO CENTRALE GIREVOLE  
INCASSATO CM003 SUPERMARMO  
ARABESCATO LUCIDO  
> FRAME M326 NATURAL SILVER  
> RING TOP L038 CHARCOAL OAK VENEER  
> SWIVEL TRAY BUILT INTO TABLE  
TOP CM003 GLOSSY ARABESCATO  
SUPERMARBLE





MARGOT SEDIA / CHAIR

**COD. 40.46**

> STRUTTURA M310 ANTRACITE  
> RIVESTIMENTO TR504 PELLE ECOLOGICA NERA

> FRAME M310 ANTHRACITE  
> UPHOLSTERY TR504 BLACK ECO LEATHER

**COD. 40.47**

> STRUTTURA G093 CROMO  
> RIVESTIMENTO TL010 PURE VIRGIN WOOL POLVERE

> FRAME G093 CHROME  
> UPHOLSTERY TL010 POWDER PURE VIRGIN WOOL

**COD. 40.66**

> STRUTTURA G093 CROMO  
> RIVESTIMENTO TR516 PELLE ECOLOGICA GRIGIO CHIARO

> FRAME G093 CHROME  
> UPHOLSTERY TR516 LIGHT GREY ECO LEATHER

**COD. 40.65**

> STRUTTURA L002 LEGNO MASSELLO ROVERE SPESSART  
> RIVESTIMENTO TR504 PELLE ECOLOGICA NERA

> FRAME L002 SPESSART OAK SOLID WOOD  
> UPHOLSTERY TR504 BLACK ECO LEATHER

**COD. 40.45**

> STRUTTURA L006 LEGNO MASSELLO NOCE  
> RIVESTIMENTO TN001 WATERPROOF NABUK BIANCO

> FRAME L006 WALNUT SOLID WOOD  
> UPHOLSTERY TN001 WHITE WATERPROOF NABUK

**COD. 40.48**

> STRUTTURA G093 CROMO  
> RIVESTIMENTO TR516 PELLE ECOLOGICA GRIGIO CHIARO

> FRAME G093 CHROME  
> UPHOLSTERY TR516 LIGHT GREY ECO LEATHER

MARGOT

Sedia con o senza bracciali, con struttura in legno massello, acciaio laccato o con basamento centrale girevole in acciaio cromato. Monoscocca imbottita e rivestita in pelle ecologica, tessuto mambo, tessuto lulù, waterproof nabuk, waterproof nabuk stampato, pure virgin wool, velluto, velluto tecnico, tessuto decò, pelle premium. Disponibile anche versione con retro dello schienale trapuntato.

*Chair with or without arms, with solid wood, metal frame or swivel chair with 4 chromed steel legs. Shell upholstered and covered in eco leather, mambo fabric, lulù fabric, waterproof nabuk, waterproof printed nabuk, pure virgin wool, velvet, technical velvet, decò fabric, premium nappa leather. Version with quilted backrest is also available.*



**STRUTTURA LEGNO SOLID WOOD FRAME**

**cod. 40.65**

cm L 51 x P 55 x H 87/49  
inch L 20.1 x W 21.7 x H 34.3/19.3

**cod. 40.45**

cm L 55 x P 55 x H 87/49  
inch L 21.7 x W 21.7 x H 34.3/19.3



**STRUTTURA ACCIAIO METAL FRAME**

**cod. 40.66**

cm L 51 x P 56 x H 83/48  
inch L 20.1 x W 22 x H 32.7/18.9



**cod. 40.46**

cm L 55 x P 56 x H 83/48  
inch L 21.7 x W 22 x H 32.7/18.9



**STRUTTURA CROMATA CHROMED FRAME**

**cod. 40.67**

cm L 51 x P 56 x H 84/47  
inch L 20,1 x W 22.4 x H 32,7/18.1



**cod. 40.47**

cm L 55 x P 56 x H 84/47  
inch L 21.7 x W 22 x H 33.1/18.5



**cod. 40.68**

cm L 51 x P 55 x H 85/47  
inch L 20.1 x W 21.7 x H 33.5/18.5



**cod. 40.48**

cm L 55 x P 55 x H 85/47  
inch L 21.7 x W 21.7 x H 33.5/18.5



**MARGOT SEDIA CON BRACCIOLI TRAPUNTATA / QUILTED CHAIR WITH ARMS**  
**COD. 40.45**

> STRUTTURA L006 LEGNO MASSELLO NOCE  
> RIVESTIMENTO TN002 WATERPROOF NABUK SABBIA

> FRAME L006 WALNUT SOLID WOOD  
> UPHOLSTERY TN002 SAND WATERPROOF NABUK

# SOFIA / SOFIA Flex

design R&D  
Bontempi Casa

Sedia con spalliera alta o bassa, con struttura in acciaio completamente imbottita e rivestita in pelle ecologica, tessuto mambo, tessuto lulù, waterproof nabuk, waterproof nabuk stampato, pure virgin wool, velluto, velluto tecnico, tessuto decò, pelle premium. Disponibile anche versione con schienale flessibile.

*Chair with low or high back, with metal frame upholstered and covered in eco leather, mambo fabric, lulù fabric, waterproof nabuk, waterproof printed nabuk, pure virgin wool, velvet, technical velvet, decò fabric, premium nappa leather. Version with flexible backrest is also available.*

**SOFIA SEDIA BASSA / LOW BACK CHAIR**  
**COD. 04.06**  
> RIVESTIMENTO TN001 WATERPROOF NABUK BIANCO

> UPHOLSTERY TN001 WHITE WATERPROOF NABUK

**SOFIA SEDIA BASSA / LOW BACK CHAIR**  
**COD. 04.06**  
**SOFIA SEDIA ALTA / HIGH BACK CHAIR**  
**COD. 04.08**

> RIVESTIMENTO TR516 PELLE ECOLOGICA GRIGIO CHIARO

> UPHOLSTERY TR516 LIGHT GREY ECO LEATHER



Flex



**cod. 04.06**  
cm L 46 x P 55 x H 82/50  
inch L 18.1 x W 21.7 x H 32.3/19.7

**cod. 04.08**  
cm L 46 x P 55 x H 89/50  
inch L 18.1 x W 21.7 x H 35/19.7

**cod. 40.81 - Flex**  
cm L 46 x P 55 x H 89/50  
inch L 18.1 x W 21.7 x H 35/19.7

# AIDA

design Piero De Longhi

Sedia con struttura in acciaio laccato, seduta e schienale imbottiti e rivestiti in pelle ecologica, tessuto mambo, tessuto lulù, waterproof nabuk, waterproof nabuk stampato, pure virgin wool, velluto, velluto tecnico, tessuto decò, pelle premium.

*Chair with lacquered metal frame, seat and back upholstered and covered in eco leather, mambo fabric, lulù fabric, waterproof nabuk, waterproof printed nabuk, pure virgin wool, velvet, technical velvet, decò fabric, premium nappa leather.*

**AIDA SEDIA / CHAIR**  
**COD. 04.01**

> STRUTTURA M326 ARGENTO NATURALE  
> SCOCCA PRO5 PELLE PREMIUM CRIGIO CHIARO

> FRAME M326 NATURAL SILVER  
> SHELL PRO5 LIGHT GREY PREMIUM NAPPA LEATHER



**cod. 04.01**  
cm L 48 x P 57 x H 103/48  
inch L 18.9 x W 22.4 x H 40.6/18.9



**MILA SEDIA / CHAIR**  
**COD. 40.23**

> STRUTTURA M328 OTTONE ANTICATO  
> RIVESTIMENTO TN001 WATERPROOF NABUK BIANCO  
> FRAME M328 AGED BRASS  
> UPHOLSTERY TN001 WHITE WATERPROOF NABUK

**STREGA LAMPADA / LAMP**  
**COD. 56.02**

> STRUTTURA M328 OTTONE ANTICATO  
> PARALLUME TEN01 TESSUTO NERO INTERNO ORO

> FRAME M328 AGED BRASS  
> LAMP SHADE TEN01 BLACK FABRIC GOLD INSIDE

**MANHATTAN TAVOLINO / COFFEE TABLE**  
**COD. 07.40**

> STRUTTURA M328 OTTONE ANTICATO  
> PIANO C1.85S CRISTALLO VELVET ANTIGRAFFIO NERO OPACO  
> FRAME M028 AGED BRASS  
> TOP C1.85S VELVET MATT ANTI-SCRATCH BLACK GLASS

# MILA

design Daniele Molteni

Sedia con spalliera alta o bassa, disponibile anche in versione poltroncina con braccioli. Struttura in acciaio laccato, monoscocca imbottita e rivestita in pelle ecologica, velluto tecnico, tessuto mambo, tessuto lulù, waterproof nabuk, waterproof nabuk stampato, pure virgin wool, velluto, tessuto decò, pelle premium.

*Chair with high or low back, available also as armchair with arms. Lacquered metal frame, seat and back upholstered and covered in eco leather, technical velvet, mambo fabric, lulù fabric, waterproof nabuk, waterproof printed nabuk, pure virgin wool, velvet, decò fabric, premium nappa leather.*



**cod. 40.21**  
cm L 45 x P 55 x H 82/47  
inch L 17.7 x W 21.7 x H 32.3/18.5



**cod. 40.22**  
cm L 45 x P 57 x H 88/47  
inch L 17.7 x W 22.4 x H 34.6/18.5



**cod. 40.23**  
cm L 61 x P 58 x H 82/48  
inch L 21 x W 22.8 x H 32.3/18.9



**MILA SEDIA ALTA / HIGH BACK CHAIR**  
**COD. 40.21**

> STRUTTURA M327 NERO PROFONDO LUCIDO  
> RIVESTIMENTO TL012 LANA ACQUAMARINA

> FRAME M327 GLOSSY BLACK  
> UPHOLSTERY TL012 AQUAMARINE PURE VIRGIN WOOL

**MILA SEDIA BASSA / LOW BACK CHAIR**  
**COD. 40.22**

> STRUTTURA M327 NERO PROFONDO LUCIDO  
> RIVESTIMENTO TL001 LANA NATURALE

> FRAME M327 GLOSSY BLACK  
> UPHOLSTERY TL001 NATURAL PURE VIRGIN WOOL

**MILA POLTRONCINA / ARMCHAIR**  
**COD. 40.23**

> STRUTTURA M327 NERO PROFONDO LUCIDO  
> RIVESTIMENTO PR14 PELLE PREMIUM FANCO

> FRAME M327 GLOSSY BLACK  
> UPHOLSTERY PR14 MUD PREMIUM NAPPA LEATHER





**HISA SEDIA BASSA / LOW BACK CHAIR  
COD. 40.24**  
> STRUTTURA M326 ARGENTO NATURALE  
> RIVESTIMENTO TLO13 PURE VIRGIN WOOL BLU NAVY

> FRAME M326 NATURAL SILVER  
> UPHOLSTERY TLO13 BLUE NAVY PURE VIRGIN WOOL

**HISA SEDIA ALTA / HIGH BACK CHAIR  
COD. 40.25**  
> STRUTTURA M326 ARGENTO NATURALE  
> RIVESTIMENTO TLO12 PURE VIRGIN WOOL ACQUAMARINA

> FRAME M326 NATURAL SILVER  
> UPHOLSTERY TLO12 AQUAMARINE PURE VIRGIN WOOL

**PODIUM TAVOLO / TABLE  
COD. 52.91**  
> STRUTTURA PC003 CEMENTO ANTRACITE  
> PIANO CM003 SUPERMARMO ARABESCATO LUCIDO

> FRAME PC003 ANTHRACITE CONCRETE  
> TOP CM003 GLOSSY ARABESCATO SUPERMARBLE

# HISA

design Daniele Molteni

Sedia con spalliera alta o bassa, disponibile anche in versione poltroncina con braccioli. Struttura in acciaio laccato, monoscocca imbottita e rivestita in pelle ecologica, tessuto mambo, tessuto lulù, waterproof nabuk, waterproof nabuk stampato, pure virgin wool, velluto, velluto tecnico, tessuto decò, pelle premium.

*Chair with high or low back, available also as an armchair with arms. Lacquered metal frame, seat and back upholstered and covered in eco leather, mambo fabric, lulù fabric, waterproof nabuk, waterproof printed nabuk, pure virgin wool, velvet, technical velvet, decò fabric, premium nappa leather.*



**cod. 40.24**  
cm L 45 x P 53 x H 85/48  
inch L 17.7 x W 20.9 x H 33.5/18.9



**cod. 40.25**  
cm L 45 x P 54 x H 92/49  
inch L 17.7 x W 21.3 x H 36.2/19.3



**cod. 40.26**  
cm L 61 x P 56 x H 85/48  
inch L 24 x W 22 x H 33.5/18.9



**HISA SEDIA ALTA / HIGH BACK CHAIR  
COD. 40.25**  
> STRUTTURA M326 ARGENTO NATURALE  
> RIVESTIMENTO PR16 PELLE PREMIUM CIOCCOLATO

> FRAME M326 NATURAL SILVER  
> UPHOLSTERY PR16 CHOCOLATE PREMIUM NAPPA LEATHER

**HISA SEDIA BASSA / LOW BACK CHAIR  
COD. 40.24**  
> STRUTTURA M326 ARGENTO NATURALE  
> RIVESTIMENTO TLO13 LANA BLU NAVY

> FRAME M326 NATURAL SILVER  
> UPHOLSTERY TLO13 BLUE NAVY PURE VIRGIN WOOL

**HISA POLTRONCINA / ARMCHAIR  
COD. 40.26**  
> STRUTTURA M326 ARGENTO NATURALE  
> RIVESTIMENTO TLO01 LANA NATURALE

> FRAME M326 NATURAL SILVER  
> UPHOLSTERY TLO01 NATURAL PURE VIRGIN WOOL



design Daniele Molteni

Sedia con spalliera bassa o alta, con o senza braccioli. Struttura in acciaio completamente rivestita in cuoio o fibra di cuoio con cuciture in tinta o a contrasto.

*Chair with high or low back, with or without arms. Lacquered metal frame completely covered in hide leather or leather fibre with contrast or matching stitching.*

**LINDA SEDIA BASSA / LOW BACK CHAIR**  
**COD. 04.25**  
> RIVESTIMENTO Q401 CUIOIO BORDEAUX  
> UPHOLSTERY Q401 BORDEAUX HIDE LEATHER

**CRUZ TAVOLO / TABLE**  
**COD. 20.27**  
> STRUTTURA M326 ARGENTO NATURALE  
> PIANO L038 LEGNO IMPIALLACCIATO ROVERE CARBONE  
> FRAME M326 NATURAL SILVER  
> TOP L038 CHARCOAL OAK VENEER

**LINDA SEDIA ALTA CON BRACCIOLI / HIGH CHAIR WITH ARMS**  
**COD. 04.26B**  
> RIVESTIMENTO Q403 CUIOIO TESTA DI MORO  
> UPHOLSTERY Q403 DARK BROWN HIDE LEATHER

**ENEA MADIA / SIDEBBOARD**  
**COD. 03.91**  
> STRUTTURA C169 CRISTALLO LACCATO SABBIA  
> FRAME C169 SAND LACQUERED GLASS



**SPALLIERA BASSA / LOW BACK**  
**COD. 04.25**  
cm L 46 x P 56 x H 84/48  
inch L 18.1 x W 22 x H 33.1/18.9



**COD. 04.25B**  
cm L 55 x P 56 x H 84/48  
inch L 21.7 x W 22 x H 33.1/18.9



**SPALLIERA ALTA / HIGH BACK**  
**COD. 04.26**  
cm L 46 x P 56 x H 91/48  
inch L 18.1 x W 22 x H 35.8/18.9



**COD. 04.26B**  
cm L 55 x P 56 x H 91/48  
inch L 21.7 x W 22 x H 35.8/18.9

**LINDA SEDIA ALTA / HIGH BACK CHAIR**  
**COD. 04.26**  
**COD. 04.25** SEDIA BASSA / LOW BACK CHAIR  
> RIVESTIMENTO Q435 CUIOIO CRIGIO CHIARO  
> UPHOLSTERY Q435 LIGHT GREY HIDE LEATHER

**LINDA SGABELLO / BARSTOOL**  
**COD. 04.25C / COD. 04.26C**  
> RIVESTIMENTO Q410 CUIOIO ANTRACITE  
> UPHOLSTERY Q410 ANTHRACITE HIDE LEATHER

**LINDA SEDIA ALTA CON BRACCIOLI / HIGH BACK CHAIR WITH ARMS**  
**COD. 04.26B**  
**COD. 04.25B** SEDIA BASSA CON BRACCIOLI / LOW BACK CHAIR WITH ARMS  
> RIVESTIMENTO Q435 CUIOIO CRIGIO CHIARO  
> UPHOLSTERY Q435 LIGHT GREY HIDE LEATHER





# KEFIR

design R&D  
Bontempi Casa

Sedia con struttura in acciaio  
completamente rivestita in cuoio  
imbottito con cuciture in tinta o a  
contrasto.

*Chair with metal frame  
upholstered and covered in  
hide leather with matching or  
contrast stitching.*

KEFIR SEDIA / CHAIR  
COD. 04.41  
> RIVESTIMENTO Q408 CUIOIO  
SABBIA  
> UPHOLSTERY Q408 SAND HIDE  
LEATHER



KEFIR SEDIA / CHAIR  
COD. 04.41  
> RIVESTIMENTO Q438 CUIOIO  
GRANATA  
> UPHOLSTERY Q438 BROWN RED  
HIDE LEATHER

KEFIR SEDIA / CHAIR  
COD. 04.41  
> RIVESTIMENTO Q439 CUIOIO  
CIOCCOLATO  
> UPHOLSTERY Q439 CHOCOLATE  
HIDE LEATHER



cod. 04.41  
cm L. 45 x P. 53 x H. 89/46  
inch L. 17.7 x W. 20.9 x H. 35/18.1



**KUGA SEDIA / CHAIR**  
**COD. 40.38**  
 > STRUTTURA M326 ARGENTO  
 NATURALE  
 > RIVESTIMENTO PR05 PELLE PREMIUM  
 GRIGIO CHIARO  
 > FRAME M326 NATURAL SILVER  
 > UPHOLSTERY PR05 LIGHT GREY  
 PREMIUM NAPPA LEATHER

**CRUZ TAVOLO / TABLE**  
**COD. 20.27**  
 > STRUTTURA M328 OTTONE  
 ANTICATO  
 > TOP C166 CRISTALLO GRIGIO  
 CHIARO LUCIDO  
 > FRAME M328 ACED BRASS  
 > TOP C166 GLOSSY LIGHT GREY  
 GLASS

## KUGA

design R&D  
 Bontempi Casa

**KUGA SEDIA / CHAIR**  
**COD. 40.37**  
 > STRUTTURA L002 LEGNO MASSELLO  
 ROVERE SPESSART  
 > RIVESTIMENTO TR504 PELLE  
 ECOLOGICA NERA  
 > FRAME L002 SPESSART OAK SOLID  
 WOOD  
 > UPHOLSTERY TR504 BLACK ECO  
 LEATHER

**KUGA SEDIA / CHAIR**  
**COD. 40.38**  
 > STRUTTURA M055 NERO OPACO  
 > RIVESTIMENTO TR504 PELLE  
 ECOLOGICA NERA  
 > FRAME M055 BLACK  
 > UPHOLSTERY TR504 BLACK ECO  
 LEATHER



**KUGA SEDIA / CHAIR**  
**COD. 40.40 - 40.38 - 40.39**  
 > STRUTTURA M326 ARGENTO  
 NATURALE  
 > RIVESTIMENTO PR16 PELLE PREMIUM  
 CIOCCOLATO  
 > FRAME M326 NATURAL SILVER  
 > UPHOLSTERY PR16 CHOCOLATE  
 PREMIUM NAPPA LEATHER

**KUGA SEDIA / CHAIR**  
**COD. 40.38 - 40.39**  
 > STRUTTURA M326 ARGENTO  
 NATURALE  
 > RIVESTIMENTO PR19 PELLE PREMIUM  
 VERDONE  
 > FRAME M326 NATURAL SILVER  
 > UPHOLSTERY PR19 DARK GREEN  
 PREMIUM NAPPA LEATHER

**KUGA SEDIA / CHAIR**  
**COD. 40.37**  
 > STRUTTURA L110 ROVERE CARBONE  
 NATURALE  
 > RIVESTIMENTO TLO02 PURE VIRGIN  
 WOOL SABBIA  
 > FRAME L110 CHARCOAL OAK  
 > UPHOLSTERY TLO02 SAND PURE  
 VIRGIN WOOL

**KUGA SGABELLO / BARSTOOL**  
**COD. 40.44**  
 > STRUTTURA G093 CROMO  
 > RIVESTIMENTO PR19 PELLE PREMIUM  
 VERDONE  
 > FRAME G093 CHROME  
 > UPHOLSTERY PR19 DARK GREEN  
 PREMIUM NAPPA LEATHER

**KUGA SGABELLO / BARSTOOL**  
**COD. 40.42 - 40.41**  
 > STRUTTURA M326 ARGENTO  
 NATURALE  
 > RIVESTIMENTO PR16 PELLE PREMIUM  
 CIOCCOLATO  
 > FRAME M326 NATURAL SILVER  
 > UPHOLSTERY PR19 CHOCOLATE  
 PREMIUM NAPPA LEATHER

## KUGA

Sedia e sgabello con struttura in legno massello o acciaio laccato. Monoscocca imbottita e trapuntata in pelle ecologica, tessuto mambo, tessuto lulu, waterproof nabuk, pure virgin wool, velluto, velluto tecnico, pelle premium.

*Chair and barstool with solid wood or metal frame. Padded and quilted shell covered in eco leather, mambo fabric, lulu fabric, waterproof nabuk, pure virgin wool, velvet, technical velvet, premium nappa leather.*

**KUGA SEDIA / CHAIR**  
**COD. 40.39**  
 > STRUTTURA M312 SABBIA  
 > RIVESTIMENTO TR518 PELLE  
 ECOLOGICA SABBIA  
 > FRAME M312 SAND  
 > UPHOLSTERY TR518 SAND ECO  
 LEATHER

## STRUTTURA LEGNO SOLID WOOD FRAME

**cod. 40.37**  
 cm L 55 x P 57 x H 82/50  
 inch L 21.7 x W 22.4 x H 32.3/19.7

## STRUTTURA METALLO METAL FRAME

**cod. 40.38**  
 cm L 55 x P 58 x H 81/50  
 inch L 21.7 x W 22.8 x H 31.9/19.7

**cod. 40.39**  
 cm L 55 x P 54 x H 84/49  
 inch L 21.7 x W 21.3 x H 33.1/19.3

**cod. 40.40**  
 cm L 59 x P 55 x H 83/48  
 inch L 23.2 x W 21.7 x H 32.7/18.9

**cod. 40.78 - Slim**  
 cm L 45 x P 57 x H 81/50  
 inch L 17.7 x W 22.4 x H 31.9/19.7

**cod. 40.79 - Slim**  
 cm L 52 x P 60 x H 81/50  
 inch L 20.5 x W 23.6 x H 31.9/19.7

**cod. 40.41**  
 cm L 44 x P 55 x H 98/67  
 inch L 17.3 x W 21.7 x H 38.6/26.4

**cod. 40.42**  
 cm L 47 x P 55 x H 108/77  
 inch L 18.5 x W 21.7 x H 42.5/30.3

**cod. 40.44**  
 cm L 45 x P 53 x H 95/58 (minimo)  
 inch L 17.7 x W 20.9 x H 37.4/22.8 (low position)

cm L 45 x P 53 x H 121/84 (massimo)  
 inch L 17.7 x W 20.9 x H 47.6/33.1 (high position)







**KUGA SLIM SEDIA / CHAIR**  
**COD. 40.78**  
 > STRUTTURA CENTRALE GIREVOLE  
 M326 ARGENTO NATURALE  
 > RIVESTIMENTO TL008 TESSUTO  
 LULÙ AZZURRO POLVERE  
 > CENTRAL SWIVEL LEG M326  
 NATURAL SILVER  
 > UPHOLSTERY TL008 POWDER BLUE  
 LULÙ FABRIC

**PODIUM TAVOLO / TABLE**  
**COD. 52.91**  
 > BASE PC003 CEMENTO ANTRACITE  
 > PIANO CM003 SUPERMARMO  
 ARABESCATO LUCIDO  
 > BASE PC003 ANTHRACITE  
 CONCRETE  
 > TOP CM003 GLOSSY ARABESCATO  
 SUPERMARBLE

## KUGA SLIM

design R&D  
 Bontempi Casa

Sedia con struttura in acciaio laccato con basamento in versione 4 gambe o centrale girevole. Monoscocca imbottita e trapuntata in pelle ecologica, tessuto mambo, tessuto lulù, waterproof nabuk, pure virgin wool, velluto, velluto tecnico, pelle premium.

*Chair with lacquered metal frame, available with four legs or swivel central leg. Padded and quilted shell covered in eco leather, mambo fabric, lulù fabric, waterproof nabuk, pure virgin wool, velvet, technical velvet, premium nappa leather.*

**KUGA SLIM SEDIA / CHAIR**  
**COD. 40.78**  
 > STRUTTURA M328 OTTONE ANTICATO  
 > RIVESTIMENTO TN008 WATERPROOF NABUK BORDEAUX  
 > FRAME M328 AGED BRASS  
 > UPHOLSTERY TN008 BORDEAUX WATERPROOF NABUK

**CHEF TAVOLO / TABLE**  
**COD. 52.29**  
 > STRUTTURA M328 OTTONE ANTICATO  
 > PIANO CM005A SUPERMARMO NOIR DESIR  
 > FRAME M328 AGED BRASS  
 > TOP CM005A GLOSSY NOIR DESIR SUPERMARBLE



**cod. 40.78**  
 cm L 45 x P 57 x H 81/50  
 inch L 17.7 x W 22.4 x H 31.9/19.7

**cod. 40.79**  
 cm L 52 x P 60 x H 81/50  
 inch L 20.5 x W 23.6 x H 31.9/19.7





# CLARA

design R&D  
Bontempi Casa

**CLARA SEDIA / CHAIR**  
**COD. 40.11**  
> RIVESTIMENTO PR26 PELLE PREMIUM  
COTTO  
> UPHOLSTERY PR26 TERRACOTTA  
PREMIUM NAPPA LEATHER

**MILLENNIUM TAVOLO / TABLE**  
**COD. 20.39**  
> STRUTTURA M328 OTTONE  
ANTICATO  
> PIANO L116 LEGNO MASSELLO  
SCORTECCIATO NOCE SECOLARE  
> FRAME M328 AGED BRASS  
> TOP L116 HERITAGE WALNUT SOLID  
WOOD



**CLARA SEDIA / CHAIR**  
**COD. 40.90**

> STRUTTURA M327 NERO  
PROFONDO LUCIDO  
> RIVESTIMENTO TL004T LANA VERDE  
BOSCO

> FRAME M327 GLOSSY BLACK  
> UPHOLSTERY TL004T GREEN  
FOREST PURE VIRGIN WOOL

**CLARA SEDIA / CHAIR**  
**COD. 40.11**

> RIVESTIMENTO TL004T LANA VERDE  
BOSCO

> UPHOLSTERY TL004T GREEN  
FOREST PURE VIRGIN WOOL

**CLARA POLTRONA / ARMCHAIR**  
**COD. 40.60**

> RIVESTIMENTO TVE03T VELLUTO  
PRUGNA

> UPHOLSTERY TVE03T PRUNE VELVET



**CLARA SGABELLO / BARSTOOL**  
**COD. 40.59**

> STRUTTURA C093 CROMO  
> RIVESTIMENTO TNS08  
WATERPROOF NABUK STAMPATO  
PIED DE POULE SALE&PEPE

> FRAME C093 CHROME  
> UPHOLSTERY TNS08  
PIED DE POULE SALT&PEPPER  
WATERPROOF PRINTED  
NABUK

**CLARA SGABELLO / BARSTOOL**  
**COD. 40.69**

> STRUTTURA M312 SABBIA  
> RIVESTIMENTO PRO4T PELLE  
PREMIUM SABBIA

> FRAME M312 SAND  
> UPHOLSTERY PRO4T SAND  
PREMIUM NAPPA LEATHER

**CLARA**

Sedia e poltrona con struttura in acciaio, schienale e seduta imbottiti e rivestiti, o in versione con struttura in acciaio completamente rivestita in pelle ecologica, tessuto mambo, tessuto lulu, waterproof nabuk, waterproof nabuk stampato, pure virgin wool velluto, velluto tecnico, tessuto decò, pelle premium. Bordino a scelta in tinta o in contrasto. Disponibile anche versione con retro dello schienale trapuntato.

*Chair and armchair with metal frame, seat and back upholstered and covered in eco leather, mambo fabric, lulu fabric, waterproof nabuk, waterproof printed nabuk, pure virgin wool, velvet, technical velvet, decò fabric, premium nappa leather. Version with covered legs or with quilted backrest is also available. Piping in matching or contrast colour.*

**CLARA SEDIA / CHAIR**  
**COD. 40.11**

> STRUTTURA E RIVESTIMENTO TVE07T VELLUTO SENAPE

> FRAME AND UPHOLSTERY TVE07T MUSTARD VELVET

**VERSUS TAVOLO / TABLE**  
**COD. 20.53**

> STRUTTURA L008 LEGNO MASSELLO OLMO

> PIANO C1.86S CRISTALLO VELVET ANTICRAFFIO GRIGIO CHIARO OPACO

> FRAME L008 ELM SOLID WOOD  
> TOP C1.86S VELVET MATT ANTI-  
SCRATCH LIGHT GREY GLASS



**GAMBE RIVESTITE**  
COVERED FRAME

**cod. 40.11**  
cm L 52 x P 60 x H 91/48  
inch L 20.5 x W 23.6 x H 35.8/18.9

**cod. 40.60**  
cm L 60 x P 66 x H 83/46  
inch L 23.6 x W 26 x H 32.7/18.1

**STRUTTURA METALLO**  
METAL FRAME

**cod. 40.90**  
cm L 52 x P 60 x H 91/48  
inch L 20.5 x W 23.6 x H 35.8/18.9

**cod. 40.91**  
cm L 60 x P 66 x H 83/46  
inch L 23.6 x W 26 x H 32.7/18.1

**cod. 40.69**  
cm L 45 x P 52 x H 98/67  
inch L 17.7 x W 20.5 x H 38.6/26.4

**cod. 40.70**  
cm L 45 x P 52 x H 108/77  
inch L 17.7 x W 20.5 x H 42.5/30.3

**cod. 40.59**  
cm L 45 x P 50 x H 90/59 (minimo)  
inch L 17.7 x W 19.7 x H 35.4/23.2  
(low position)  
cm L 45 x P 50 x H 116/85 (massimo)  
inch L 17.7 x W 19.7 x H 45.7/33.5  
(high position)



**SEVENTY SEDIA / CHAIR**  
**COD. 40.49**  
 > STRUTTURA L110 LEGNO MASSELLO  
 ROVERE CARBONE  
 > RIVESTIMENTO TR516 PELLE  
 ECOLOGICA GRIGIO CHIARO  
 > FRAME L110 CHARCOAL OAK SOLID  
 WOOD  
 > UPHOLSTERY TR516 LIGHT GREY  
 ECO LEATHER

**SEVENTY SEDIA / CHAIR**  
**COD. 40.50**  
 > STRUTTURA M055 NERO OPACO  
 > RIVESTIMENTO TR504 PELLE  
 ECOLOGICA NERO  
 > FRAME M055 BLACK  
 > UPHOLSTERY TR504 BLACK ECO  
 LEATHER

**SEVENTY SEDIA / CHAIR**  
**COD. 40.52**  
 > STRUTTURA CENTRALE GIREVOLE  
 C093 CROMO  
 > RIVESTIMENTO Q232 CUOIO  
 BORDEAUX CON CUCITURE ECRÙ IN  
 CONTRASTO  
 > SWIVEL CENTRAL LEG C093 CHROME  
 > UPHOLSTERY Q232 BORDEAUX HIDE  
 LEATHER WITH CONTRAST OFF-WHITE  
 STITCHING

**SEVENTY SEDIA / CHAIR**  
**COD. 40.51**  
 > STRUTTURA CENTRALE GIREVOLE  
 C093 CROMO  
 > RIVESTIMENTO Q401 CUOIO  
 BORDEAUX  
 > SWIVEL 4 LEGS C093 CHROME  
 > UPHOLSTERY Q401 BORDEAUX HIDE  
 LEATHER



**STRUTTURA LEGNO**  
**SOLID WOOD FRAME**

**cod. 40.49**  
 cm L 52 x P 59 x H 82/45  
 inch L 20.5 x W 23.2 x H 32.3/17.7



**STRUTTURA METALLO**  
**METAL FRAME**

**cod. 40.50**  
 cm L 52 x P 58 x H 83/46  
 inch L 20.5 x W 22.8 x H 33/18.1



**STRUTTURA CROMATA**  
**CHROMED FRAME**

**cod. 40.51**  
 cm L 52 x P 56 x H 82/45  
 inch L 20.5 x W 22 x H 32.3/17.7



**cod. 40.52**  
 cm L 52 x P 56 x H 82/45  
 inch L 20.5 x W 22 x H 32.3/17.7

# SEVENTY

design Daniele Molteni

Sedia con struttura in legno  
 massello, acciaio laccato o con  
 basamento centrale girevole in  
 acciaio cromato. Monoscocca  
 imbottita e rivestita in pelle  
 ecologica o cuoio con cuciture in  
 tinta o a contrasto.

*Chair with solid wood or metal  
 frame, or swivel chair with  
 4 chromed steel legs. Shell  
 upholstered and covered in eco  
 leather or hide leather with  
 contrast or matching stitching.*

**SEVENTY SEDIA / CHAIR**  
**COD. 40.50**  
 > STRUTTURA M328 OTTONE  
 ANTICATO  
 > RIVESTIMENTO Q435 CUOIO  
 GRIGIO CHIARO  
 > FRAME M328 AGED BRASS  
 > UPHOLSTERY Q435 LIGHT GREY  
 HIDE LEATHER

**BARONE TAVOLO / TABLE**  
**COD. 01.91**  
 > STRUTTURA M328 OTTONE  
 ANTICATO  
 > PIANO C186S CRISTALLO VELVET  
 ANTIGRAFFIO GRIGIO CHIARO  
 OPACO  
 > FRAME M328 AGED BRASS  
 > TOP C186S VELVET MATT ANTI-  
 SCRATCH LIGHT GREY LACQUERED  
 GLASS





**ALICE SEDIA ALTA / HIGH BACK CHAIR**  
**COD. 40.17**  
**ALICE SEDIA BASSA / LOW BACK CHAIR**  
**40.18**  
 > RIVESTIMENTO Q504 CUIOIO  
 BULGARO  
 > UPHOLSTERY Q504 RUSSIAN HIDE  
 LEATHER

# ALICE

design R&D  
 Bontempi Casa

Sedia con struttura in acciaio,  
 completamente rivestita in cuoio  
 con cuciture in tinta o a contrasto.

*Chair with metal frame,  
 upholstered and covered in  
 hide leather with matching or  
 contrast stitching.*



**SPALLIERA BASSA /**  
**LOW BACK**  
**cod. 40.18**  
 cm L 44 x P 50 x H 81/46  
 inch L 17.3 x W 19.7 x H 31.9/18.1



**SPALLIERA ALTA /**  
**HIGH BACK**  
**cod. 40.17**  
 cm L 44 x P 52 x H 93/46  
 inch L 17.3 x W 20.5 x H 36.6/18.1



**ALICE SEDIA ALTA / HIGH BACK CHAIR**  
**COD. 40.17**  
 > RIVESTIMENTO Q408 CUIOIO SABBIA  
 > UPHOLSTERY Q408 SAND HIDE LEATHER

**ALICE SEDIA BASSA / LOW BACK CHAIR**  
**COD. 40.18**  
 > RIVESTIMENTO Q440 CUIOIO BLU  
 INDACO  
 > RIVESTIMENTO Q439 CUIOIO  
 CIOCCOLATO  
 > UPHOLSTERY Q440 BLUE HIDE LEATHER  
 > UPHOLSTERY Q439 CHOCOLATE HIDE  
 LEATHER





SULLA SINISTRA / ON THE LEFT

**TAI SEDIA TRAPUNTATA/  
QUILTED CHAIR**

**COD. 40.12**

> STRUTTURA M328 OTTONE ANTICATO  
> RIVESTIMENTO TR515 PELLE  
ECOLOGICA BLU COBALTO

> FRAME M328 ACED BRASS  
> UPHOLSTERY TR515 COBALT BLUE  
ECO LEATHER

**MIRAGE TAVOLO / TABLE**

**COD. 53.08**

> STRUTTURA M055 NERO OPACO

> PIANO CM007 SUPERMARMO  
BIANCO STATUARIO OPACO

> FRAME M055 BLACK  
> TOP CM007 MATT WHITE  
SUPERMARBLE

SULLA DESTRA / ON THE RIGHT

**TAI SEDIA / CHAIR**

**COD. 40.12**

> STRUTTURA M055 NERO OPACO  
> RIVESTIMENTO J055 FIBRA DI CUOIO  
NERO


> FRAME M055 BLACK  
> UPHOLSTERY J055 BLACK LEATHER FIBRE

## TAI / TAI Flex

design R&D  
Bontempi Casa

Sedia con struttura in acciaio laccato, seduta e schienale imbottiti e rivestiti in pelle ecologica, tessuto mambo, tessuto lulù, waterproof nabuk, waterproof nabuk stampato, pure virgin wool, velluto, velluto tecnica, tessuto decò, pelle premium, fibra di cuoio. Disponibile anche versione con schienale flessibile, o con retro dello schienale trapuntato.

*Chair with metal frame, seat and back upholstered and covered in eco leather, mambo fabric, lulù fabric, waterproof nabuk, waterproof printed nabuk, pure virgin wool, velvet, technical velvet, decò fabric, premium nappa leather, leather fibre. Version with flexible or quilted backrest is also available.*



Flex



**cod. 40.12**  
cm L 46 x P 58 x H 99/46  
inch L 18.1 x W 22.8 x H 39/18.1



**cod. 40.08 - Flex**  
cm L 46 x P 58 x H 99/46  
inch L 18.1 x W 22.8 x H 39/18.1

**TAI SEDIA / CHAIR**  
**COD. 40.12**

> STRUTTURA G093 CROMO  
> RIVESTIMENTO TR516 PELLE  
ECOLOGICA GRIGIO CHIARO

> FRAME G093 CHROME  
> UPHOLSTERY TR516 LIGHT GREY  
ECO LEATHER

> STRUTTURA M312 SABBIA  
> RIVESTIMENTO TR517 PELLE  
ECOLOGICA ANTRACITE

> FRAME M312 SAND  
> UPHOLSTERY TR517 ANTHRACITE  
ECO LEATHER

> STRUTTURA G093 CROMO  
> RIVESTIMENTO TR519 PELLE  
ECOLOGICA FANGO

> FRAME G093 CHROME  
> UPHOLSTERY TR519 MUD ECO  
LEATHER



ALFA SEDIA / CHAIR

COD. 40.57

- > STRUTTURA M310 ANTRACITE
- > SCOCCA L087 LEGNO LACCATO ANTRACITE
- > CUSCINO TLU03 TESSUTO LULÙ SALE&PEPE
- > FRAME M310 ANTHRACITE
- > SHELL L087 MATT ANTHRACITE LACQUERED WOOD
- > CUSHION TLU03 LULU FABRIC SALT&PEPPER

ALFA SEDIA / CHAIR

COD. 40.58

- > STRUTTURA M310 ANTRACITE
- > SCOCCA L084 LEGNO LACCATO SABBIA
- > FRAME M310 ANTRACITE
- > SHELL L084 MATT SAND LACQUERED WOOD

ALFA SEDIA / CHAIR

COD. 40.56

- > STRUTTURA L002 LEGNO MASSELLO ROVERE SPRESSART
- > SCOCCA L087 LEGNO LACCATO ANTRACITE OPACO
- > SOLID WOOD FRAME L002 SPRESSART OAK
- > SHELL L087 MATT ANTHRACITE LACQUERED WOOD

ALFA SEDIA / CHAIR

COD. 40.55

- > STRUTTURA L006 LEGNO MASSELLO NOCE
- > SCOCCA L084 LEGNO LACCATO SABBIA OPACO
- > CUSCINO TL001 LANA NATURALE
- > FRAME L006 WALNUT SOLID WOOD
- > SHELL L084 MATT SAND LACQUERED WOOD
- > CUSHION TL001 NATURAL PURE VIRGIN WOOL



# ALFA

design Daniele Molteni

Sedia con struttura in legno massello o acciaio. Monoscocca in legno laccato, con o senza cuscino imbottito e trapuntato in pelle ecologica, tessuto mambo, tessuto lulù, waterproof nabuk, waterproof nabuk stampata, pure virgin wool, velluto, velluto tecnico, tessuto decò, pelle premium.

*Chair with solid wood or metal frame. Shell in lacquered wood with or without padded and quilted cushion in eco leather, mambo fabric, lulù fabric, waterproof nabuk, waterproof printed nabuk, pure virgin wool, velvet, technical velvet, decò fabric, premium nappa leather.*

ALFA SEDIA / CHAIR

COD. 40.55

- > STRUTTURA LEGNO MASSELLO L110 ROVERE CARBONE
- > SCOCCA L090 LEGNO LACCATO NERO OPACO
- > CUSCINO TVE02 VELLUTO TORTORA
- > FRAME L110 CHARCOAL OAK SOLID WOOD
- > SHELL L090 MATT BLACK LACQUERED WOOD
- > CUSHION TVE02 DOVE GREY VELVET



**cod. 40.55**  
cm L 45 x P 52 x H 87/48  
inch L 17.7 x W 20.5 x H 34.3/18.9



**cod. 40.56**  
cm L 45 x P 52 x H 86/47  
inch L 17.7 x W 20.5 x H 33.9/18.5



**cod. 40.57**  
cm L 44 x P 53 x H 86/47  
inch L 17.3 x W 20.9 x H 33.9/18.5



**cod. 40.58**  
cm L 44 x P 53 x H 85/46  
inch L 17.3 x W 20.9 x H 33.5/18.1



# CLARK

design AS Design

Sedia con struttura in acciaio completamente rivestita in cuoio, con cuciture in tinta o a contrasto.

*Chair with metal frame upholstered and covered in hide leather with contrast or matching stitching.*



CLARK SEDIA / CHAIR  
COD. 40.80

> RIVESTIMENTO Q429 CUIOIO BIANCO  
> RIVESTIMENTO Q410 CUIOIO ANTRACITE

> UPHOLSTERY Q429 WHITE HIDE LEATHER  
> UPHOLSTERY Q410 ANTHRACITE HIDE LEATHER



cod. 40.80  
cm L 53 x P 52 x H 86/49  
inch L 20.9 x W 20.5 x H 33.9/19.3

# DALILA

design AS Design

Sedia con spalliera bassa o alta e struttura in acciaio completamente rivestita in cuoio con cuciture in tinta o a contrasto.

*Chair with low or high back and metal frame upholstered and covered in hide leather with matching or contrast stitching.*



DALILA SEDIA BASSA / LOW BACK CHAIR

COD. 40.82

> RIVESTIMENTO Q440 CUIOIO BLU INDACO

> UPHOLSTERY Q440 BLUE HIDE LEATHER

DALILA SEDIA ALTA / HIGH BACK CHAIR

COD. 40.83

> RIVESTIMENTO Q406 CUIOIO AVORIO

> UPHOLSTERY Q406 IVORY HIDE LEATHER



cod. 40.82  
cm L 44 x P 55 x H 91/47  
inch L 17.3 x W 21.7 x H 35.8/18.5



cod. 40.83  
cm L 44 x P 55 x H 101/47  
inch L 17.3 x W 21.7 x H 39.8/18.5





**NATA SEDIA ALTA TRAPUNTATA /**  
**HIGH BACK QUILTED CHAIR**  
**COD. 40.74**  
 > RIVESTIMENTO TR524T PELLE  
 ECOLOGICA VERDONE  
 > UPHOLSTERY TR524T DARK GREEN  
 ECO LEATHER

**TOM TAVOLO / TABLE**  
**COD. 52.59**  
 > STRUTTURA M312 SABBIA  
 > PIANO L036 LEGNO  
 IMPIALLACCIATO NOCE  
 > FRAME M312 SAND  
 > TOP L036 WALNUT VENEER

## NATA / NATA Flex

design R&D  
 Bontempi Casa

Sedia con struttura in acciaio,  
 schienale e seduta imbottiti e rivestiti,  
 o in versione con struttura in acciaio  
 completamente rivestita in tessuto  
 tecnico con bordino in contrasto in  
 pelle ecologica, pelle ecologica,  
 tessuto mamba, tessuto lulù, waterproof  
 nabuk, waterproof nabuk stampato,  
 pure virgin wool, velluto, velluto tecnico,  
 tessuto decò, pelle premium. Bordino a  
 scelta in tinta o a contrasto. Disponibile  
 anche versione con schienale flessibile  
 o con retro dello schienale trapuntato.

*Chair with metal frame, seat and  
 back upholstered and covered in  
 technical fabric, eco leather, mambo  
 fabric, lulù fabric, waterproof  
 nabuk, waterproof printed nabuk,  
 pure virgin wool, velvet, technical  
 velvet, decò fabric, premium nappa  
 leather. Version with covered legs is  
 also available. Piping in matching  
 or contrast colour. Version with  
 flexible or quilted backrest is also  
 available.*



Flex



### GAMBE RIVESTITE COVERED FRAME

**cod. 40.76**  
 cm L 48 x P 55 x H 89/48  
 inch L 18.9 x P 21.7 x H 35/18.9

**cod. 40.14**  
 cm L 49 x P 57 x H 83/48  
 inch L 19.3 x W 22.4 x H 32.7/18.9

**cod. 40.74**  
 cm L 49 x P 55 x H 89/48  
 inch L 19.3 x W 21.7 x H 35/18.9

**cod. 40.71 - Flex**  
 cm L 49 x P 55 x H 89/48  
 inch L 19.3 x W 21.7 x H 35/18.9

### STRUTTURA ACCIAIO METAL FRAME

**cod. 40.75**  
 cm L 48 x P 57 x H 83/48  
 inch L 18.9 x W 22.4 x H 32.7/18.9

**cod. 40.72 - Flex**  
 cm L 48 x P 55 x H 89/48  
 inch L 18.9 x W 21.7 x H 35/18.9

**cod. 34.35**  
 cm L 42 x 51 x 96/67  
 inch L 16.5 x W 20.1 x H 37.8/26.4

**cod. 34.36**  
 cm L 44 x 53 x 106/77  
 inch L 17.3 x W 20.9 x H 41.7/30.3

**cod. 34.37**  
 cm L 42 x 49 x 88/55 (min)  
 inch L 16.5 x W 29.3 x H 34.6/21.7 (min)  
 cm L 42 x 49 x 115/82 (max)  
 inch L 16.5 x W 19.3 x H 45.3/32.3 (max)



**NATA SEDIA / CHAIR**  
**COD. 40.76**  
 > STRUTTURA M327 NERO  
 PROFONDO LUCIDO  
 > RIVESTIMENTO TVE08 VELLUTO  
 GIALLO CON BORDINO BIANCO IN  
 PELLE ECOLOGICA  
 > FRAME M327 GLOSSY BLACK  
 > UPHOLSTERY TVE08 VELVET  
 YELLOW WITH WHITE PIPING IN ECO  
 LEATHER

**ZAC SCRITTOIO / VELVET**  
**COD. 06.32**  
 > STRUTTURA E VASCHE  
 CONTENITIVE M327 NERO  
 PROFONDO LUCIDO  
 > PIANO E DUE CASSETTI L009  
 LEGNO IMPIALLACCIATO ROVERE  
 NATURALE  
 > FRAME AND TRAYS M327 GLOSSY  
 BLACK  
 > TOP AND DRAWERS L009 NATURAL  
 OAK VENEER



**MALIK TRAPUNTATA SEDIA /**  
**QUILTED CHAIR**  
**COD. 40.07**  
 > RIVESTIMENTO TR516 PELLE  
 ECOLOGICA GRIGIO CHIARO  
 > UPHOLSTERY TR516 LIGHT GREY  
 ECO LEATHER

SULLA PAGINA ACCANTO /  
 ON THE RIGHT

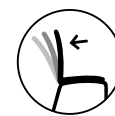
**MALIK SEDIA / CHAIR**  
**COD. 40.07**  
 > RIVESTIMENTO TLU03 TESSUTO  
 LULÙ SALE&PEPE  
 > UPHOLSTERY TLU03 LULÙ FABRIC  
 SALT&PEPPER

## MALIK / MALIK Flex

design R&D  
 Bontempi Casa

Sedia con struttura in acciaio  
 completamente imbottita e  
 rivestita in tessuto tecnico, pelle  
 ecologica, velluto tecnico, tessuto  
 mambo, tessuto lulù, waterproof  
 nabuk, waterproof nabuk  
 stampato, pure virgin wool, velluto,  
 tessuto decò, pelle premium,  
 fibra di cuoio. Disponibile anche  
 versione con schienale flessibile  
 o con retro dello schienale  
 trapuntato.

*Chair with metal frame  
 upholstered and covered in  
 technical fabric, eco leather,  
 technical velvet, mambo fabric,  
 lulù fabric, waterproof nabuk,  
 waterproof printed nabuk, pure  
 virgin wool, velvet, decò fabric,  
 premium nappa leather, leather  
 fibre. Version with flexible  
 or quilted backrest is also  
 available.*



Flex



**cod. 40.07**  
 cm L 47 x P 55 x H 96/48.4  
 inch L 18.5 x W 21.7 x H 37.8/19.1



**cod. 40.64 - Flex**  
 cm L 47 x P 55 x H 96/44  
 inch L 18.5 x W 21.7 x H 37.8/17.3



# POLO

design E-ggs Studio

POLO SEDIA / CHAIR

**COD. 34.65**

- > STRUTTURA M327 NERO PROFONDO LUCIDO
- > SCHIENALE Z038 POLIPROPILENE NERO
- > SEDUTA L009 LEGNO IMPIALLACCIATO ROVERE NATURALE
- > FRAME M327 GLOSSY BLACK
- > BACK Z038 BLACK POLYPROPYLENE
- > SEAT L009 NATURAL OAK VENEER

POLO SGABELLO / BARSTOOL

**COD. 34.69**

- > STRUTTURA M327 NERO PROFONDO LUCIDO
- > SCHIENALE Z038 POLIPROPILENE NERO
- > SEDUTA L036 LEGNO IMPIALLACCIATO NOCE
- > FRAME M327 GLOSSY BLACK
- > BACK Z038 BLACK POLYPROPYLENE
- > SEAT L036 WALNUT WOOD VENEER

POLO SEDIA / CHAIR

**COD. 34.64**

- > STRUTTURA M327 NERO PROFONDO LUCIDO
- > SCHIENALE Z038 POLIPROPILENE NERO
- > SEDUTA L036 LEGNO IMPIALLACCIATO NOCE
- > FRAME M327 GLOSSY BLACK
- > BACK Z038 BLACK POLYPROPYLENE
- > SEAT L036 WALNUT VENEER



POLO SEDIA / CHAIR  
COD. 34.64

POLO SGABELLO / BARSTOOL  
COD. 34.69

- > STRUTTURA M327 NERO PROFONDO LUCIDO
- > SCHIENALE Z038 POLIPROPILENE NERO
- > SEDUTA L036 LEGNO IMPIALACCIAIO NOCE
- > FRAME M327 GLOSSY BLACK
- > BACK Z038 BLACK POLYPROPYLENE
- > SEAT L036 WALNUT VENEER

POLO SEDIA / CHAIR  
COD. 34.65

> STRUTTURA M327 NERO PROFONDO LUCIDO

- > SCHIENALE Z038 POLIPROPILENE NERO
- > RIVESTIMENTO TVE08 VELLUTO GIALLO
- > FRAME M327 GLOSSY BLACK
- > BACK Z038 BLACK POLYPROPYLENE
- > UPHOLSTERY TVE08 YELLOW VELVET

POLO SEDIA / CHAIR  
COD. 34.63R

> STRUTTURA L006 LEGNO MASSELLO NOCE

- > RIVESTIMENTO TKC06 TESSUTO KVADRAT CODA DENIM
- > FRAME L006 WALNUT SOLID WOOD
- > UPHOLSTERY TKC06 DENIM KVADRAT CODA FABRIC

POLO SGABELLO / BARSTOOL  
COD. 34.69R

POLO SEDIA / CHAIR  
COD. 34.66R

- > STRUTTURA M327 NERO PROFONDO LUCIDO
- > RIVESTIMENTO PRO6 PELLE PREMIUM VERDE CHIARO
- > FRAME M327 GLOSSY BLACK
- > UPHOLSTERY PRO6 LIGHT GREEN PREMIUM NAPPA LEATHER



## POLO

Sedia con struttura in legno massello o acciaio a quattro gambe, traliccio o slitta. Disponibile con schienale in polipropilene e seduta imbottita e rivestita o in legno, oppure nella versione completamente imbottita e rivestita in pelle ecologica, velluto tecnico, tessuto mambo, tessuto lulù, waterproof nabuk, waterproof nabuk stampato, pure virgin wool, velluto, tessuto decò, tessuto Kvadrat Field o Coda, pelle premium.

*Chair with solid wood or metal frame with round section four legs, rod or spider base. Available with polypropylene backrest and upholstered and covered or wooden seat, or totally upholstered and covered in eco leather, technical fabric, mambo fabric, lulù fabric, waterproof nabuk, waterproof printed nabuk, pure virgin wool, velvet, decò fabric, Kvadrat Field or Coda fabric, premium nappa leather.*

POLO SEDIA / CHAIR  
COD. 34.66

> STRUTTURA M327 NERO PROFONDO LUCIDO

- > SCHIENALE Z038 POLIPROPILENE NERO
- > RIVESTIMENTO TLO12 PURE VIRGIN WOOL ACQUAMARINA
- > FRAME M327 GLOSSY BLACK
- > BACK Z038 BLACK POLYPROPYLENE
- > UPHOLSTERY TLO12 AQUAMARINE PURE VIRGIN WOOL



STRUTTURA LEGNO  
SOLID WOOD FRAME

cod. 34.63  
cm L49 x P56 x H81/49  
inch L19.3 x W22 x H31.9/19.3

cod. 34.63R  
cm L50 x P56 x H81/49  
inch L19.7 x W22 x H31.9/19.3

STRUTTURA METALLO  
METAL FRAME

cod. 34.64  
cm L49 x P55 x H81/48  
inch L19.3 x W21.7 x H31.9/18.9

cod. 34.65  
cm L49 x P55 x H81/48  
inch L19.3 x W21.7 x H31.9/18.9

cod. 34.66  
cm L49 x P55 x H81/48  
inch L19.3 x W21.7 x H31.9/18.9

cod. 34.64R  
cm L50 x P56 x H81/49  
inch L19.7 x W22 x H31.9/19.3

cod. 34.65R  
cm L50 x P56 x H81/49  
inch L19.7 x W22 x H31.9/19.3

cod. 34.66R  
cm L50 x P56 x H81/49  
inch L19.7 x W22 x H31.9/19.3

cod. 34.69  
cm L49 x P55 x H98/65  
inch L19.3 x W21.7 x H38.6/25.6

cod. 34.69R  
cm L50 x P55 x H100/66  
inch L19.7 x W21.7 x H39.4/26





# MOOD

design Pocci & Dondoli

NELLA PAGINA ACCANTO /  
ON THE LEFT

**MOOD** SEDIA CON BRACCIOLI /  
CHAIR WITH ARMS

**COD. 34.21**

> STRUTTURA M055 NERO  
> SCOCCA Z005 POLIPROPILENE  
NERO LACCATO SOFT VELVET

> FRAME M055 BLACK  
> SHELL Z005 SOFT TOUCH BLACK  
POLYPROPYLENE

**VERSUS** TAVOLO / TABLE

**COD. 20.54**

> STRUTTURA L110 LEGNO MASSELLO  
ROVERE CARBONE  
> PIANO CM005 SUPERMARMO NOIR  
DESIR LUCIDO

> FRAME L110 CHARCOAL OAK  
SOLID WOOD  
> TOP CM005 GLOSSY NOIR DESIR  
SUPERMARBLE

SU QUESTA PAGINA /  
ON THIS PAGE

**MOOD** SEDIA CON BRACCIOLI /  
CHAIR WITH ARMS

**COD. 34.18**

> STRUTTURA L109 LEGNO MASSELLO  
ROVERE NATURALE  
> DETTAGLI STRUTTURA M097 GRIGIO  
CHIARO

> SCOCCA Z031 POLIPROPILENE  
BIANCO

> FRAME L109 NATURAL OAK SOLID  
WOOD  
> FRAME DETAILS M097 LIGHT GREY  
> SHELL Z031 WHITE POLYPROPYLENE





**MOOD SEDIA / CHAIR**  
**COD. 34.10**  
> STRUTTURA M328 OTTONE ANTICATO  
> SCOCCA Z006 POLIPROPILENE GRIGIO CHIARO  
> FRAME M328 AGED BRASS  
> SHELL Z006 LIGHT GREY POLYPROPYLENE

**STREGA LAMPADA / LAMP**  
**COD. 56.02**  
> STRUTTURA M327 NERO PROFONDO LUCIDO  
> PARALUME TEN04 TESSUTO BLU INDIGO INTERNO ORO

> FRAME M327 GLOSSY BLACK  
> LAMP SHADE TEN04 INDIGO BLUE FABRIC GOLD INSIDE

**MOOD SEDIA CON BRACCIOLI / CHAIR WITH ARMS**  
**COD. 34.20R**  
> STRUTTURA M306 BIANCO  
> SCOCCA Z031 POLIPROPILENE BIANCO  
> RIVESTIMENTO TVE07 VELLUTO SENAPE  
> FRAME M306 WHITE  
> SHELL Z031 WHITE POLYPROPYLENE  
> UPHOLSTERY TVE07 MUSTARD VELVET



**SOPRA / ABOVE**

**MOOD SEDIA / CHAIR**  
**COD. 34.14**  
> STRUTTURA CENTRALE GIREVOLE CON RUOTE M055 NERO  
> SCOCCA Z006 POLIPROPILENE GRIGIO CHIARO

> SWIVEL CENTRAL LEG WITH CASTORS M055 BLACK  
> SHELL Z006 LIGHT GREY POLYPROPYLENE

**MOOD SEDIA / CHAIR**  
**COD. 34.12R**  
> STRUTTURA CENTRALE GIREVOLE CON RUOTE M055 NERO  
> SCOCCA Z006 POLIPROPILENE GRIGIO CHIARO  
> RIVESTIMENTO PR08 PELLE PREMIUM CHIACCIO

> SWIVEL CENTRAL LEG M055 BLACK  
> SHELL Z006 LIGHT GREY POLYPROPYLENE  
> UPHOLSTERY PR08 ICE PREMIUM NAPPA LEATHER

**MOOD SGABELLO BASSO / LOW BARSTOOL**  
**COD. 34.28**  
> STRUTTURA M097 GRIGIO CHIARO  
> SCOCCA Z006 POLIPROPILENE GRIGIO CHIARO  
> FRAME M097 LIGHT GREY  
> SHELL Z006 LIGHT GREY POLYPROPYLENE

**MOOD SGABELLO ALTO / HIGH BARSTOOL**  
**COD. 34.29R**  
> STRUTTURA M327 NERO PROFONDO LUCIDO  
> SCOCCA Z006 POLIPROPILENE GRIGIO CHIARO  
> RIVESTIMENTO PR08 PELLE PREMIUM CHIACCIO  
> FRAME M327 GLOSSY BLACK  
> SHELL Z006 LIGHT GREY POLYPROPYLENE  
> UPHOLSTERY PR08 ICE PREMIUM NAPPA LEATHER



**SOTTO / BELOW**

**MOOD SGABELLO / BARSTOOL**  
**COD. 34.31**  
> STRUTTURA M097 GRIGIO CHIARO  
> SCOCCA Z006 POLIPROPILENE GRIGIO CHIARO  
> FRAME M097 LIGHT GREY  
> SHELL Z009 LIGHT GREY POLYPROPYLENE

**MOOD SEDIA / CHAIR**  
**COD. 34.08**  
> STRUTTURA L109 LEGNO MASSELLO ROVERE NATURALE  
> DETTAGLI STRUTTURA M097 GRIGIO CHIARO  
> SCOCCA Z006 POLIPROPILENE GRIGIO CHIARO  
> FRAME L109 NATURAL OAK SOLID WOOD  
> FRAME DETAILS M097 LIGHT GREY  
> SHELL Z006 LIGHT GREY POLYPROPYLENE

**MOOD SEDIA / CHAIR**  
**COD. 34.19**  
> STRUTTURA M097 GRIGIO CHIARO  
> SCOCCA Z006 POLIPROPILENE GRIGIO CHIARO  
> FRAME M097 LIGHT GREY  
> SHELL Z006 LIGHT GREY POLYPROPYLENE

**MOOD SEDIA / CHAIR**  
**COD. 34.15R**  
> STRUTTURA CENTRALE GIREVOLE CON RUOTE M055 NERO  
> SCOCCA Z006 POLIPROPILENE GRIGIO CHIARO  
> RIVESTIMENTO PR08 PELLE PREMIUM CHIACCIO  
> SWIVEL CENTRAL LEG M055 BLACK  
> SHELL Z006 LIGHT GREY POLYPROPYLENE  
> UPHOLSTERY PR08 ICE PREMIUM NAPPA LEATHER

**STRUTTURA LEGNO**  
SOLID WOOD FRAME**cod. 34.08**  
cm L47 x P57 x H81/46  
inch L18.5 x W22.4 x H31.9/18.1**cod. 34.18**  
cm L61 x P57 x H81/46  
inch L24 x W22.4 x H31.9/18.1**STRUTTURA METALLO**  
METAL FRAME**cod. 34.09**  
cm L47 x P57 x H81/46  
inch L18.5 x W22.4 x H31.9/18.1**cod. 34.10**  
cm L47 x P57 x H81/46  
inch L18.5 x W22.4 x H31.9/18.1**cod. 34.11**  
cm L47 x P57 x H82/47  
inch L18.5 x W22.4 x H32.3/18.5**cod. 34.12**  
cm L47 x P57 x H82/47  
inch L18.5 x W22.4 x H32.3/18.5**cod. 34.13**  
cm L60 x P60 x H82/47  
inch L23.6 x P23.6 x H32.3/18.5**cod. 34.14**  
cm L60 x P60 x H82/47  
inch L23.6 x P23.6 x H32.3/18.5**cod. 34.15**  
cm L64 x P64 x H79/43 (min)  
inch L25.2 x W25.2 x H31.1/16.9 (min)  
cm L64 x P64 x H88/52 (max)  
inch L25.2 x W25.2 x H34.6/20.5 (max)**cod. 34.19**  
cm L61 x P57 x H81/46  
inch L24 x W22.4 x H31.9/18.1**cod. 34.20**  
cm L61 x P59 x H81/46  
inch L24 x W23.2 x H31.9/18.1**cod. 34.21**  
cm L61 x P57 x H81/46  
inch L24 x W22.4 x H31.9/18.1**cod. 34.22**  
cm L61 x P57 x H81/46  
inch L24 x W22.4 x H31.9/18.1**cod. 34.23**  
cm L61 x P60 x H81/46  
inch L24 x W23.6 x H31.9/18.1**cod. 34.24**  
cm L61 x P60 x H81/46  
inch L24 x W23.6 x H31.9/18.1**cod. 34.25**  
cm L64 x P64 x H78/42 (min)  
inch L25.2 x W25.2 x H30.7/16.5 (min)  
cm L64 x P64 x H87/51 (min)  
inch L25.2 x W25.2 x H34.3/20.1 (max)**cod. 34.28**  
cm L47 x P55 x H102/65  
inch L18.5 x W21.7 x H40.2/25.6**cod. 34.29**  
cm L47 x P55 x H112/75  
inch L18.5 x W21.7 x H44.1/29.5**STRUTTURA LEGNO**  
C/RIVESTIMENTO  
SOLID WOOD FRAME  
W/ UPHOLSTERY**cod. 34.08R**  
cm L47 x P57 x H83/49  
inch L18.5 x W22.4 x H32.7/19.3**cod. 34.18R**  
cm L61 x P57 x H83/48  
inch L24 x W22.4 x H32.7/18.9**STRUTTURA METALLO**  
C/RIVESTIMENTO  
METAL FRAME  
W/ UPHOLSTERY**cod. 34.09R**  
cm L47 x P57 x H83/49  
inch L18.5 x W22.4 x H32.7/19.3**cod. 34.10R**  
cm L47 x P57 x H83/49  
inch L18.5 x W22.4 x H32.7/19.3**cod. 34.11R**  
cm L47 x P57 x H84/49  
inch L18.5 x W22.4 x H33.1/19.3**cod. 34.12R**  
cm L47 x P57 x H84/49  
inch L18.5 x W22.4 x H33.1/19.3**cod. 34.13R**  
cm L60 x P60 x H84/49  
inch L23.6 x W23.6 x H33.1/19.3**cod. 34.14R**  
cm L60 x P60 x H84/49  
inch L23.6 x W23.6 x H33.1/19.3**MOOD**

Sedia con struttura in legno massello, acciaio laccato o pressofusione di alluminio laccato e scocca in polipropilene con o senza bracciali, con o senza imbottitura e rivestimento in pelle ecologica, velluto tecnica, tessuto mambo, tessuto lulù, waterproof nabuk, waterproof nabuk stampato, pure virgin wool, velluta, tessuto decò, Kvadrat Field o Coda, pelle premium. Disponibile versione con ruote nere. Cuscino opzionale, anche con tessuto outdoor.

*Chair with solid wood, lacquered metal or lacquered die-cast aluminium frame and polypropylene shell with or without arms and with or without upholstery and cover in eco leather, technical velvet, mambo fabric, lulù fabric, waterproof nabuk, waterproof nabuk printed nabuk, pure virgin wool, velvet, decò fabric, Kvadrat Field or Coda, premium nappa leather. Version with black castors is available. Optional cushion, also in outdoor fabric.*

**cod. 34.15R**  
cm L64 x P64 x H81/45 (min)  
inch L25.2 x W25.2 x H31.9/17.7 (min)  
cm L64 x P64 x H89/54 (max)  
inch L25.2 x W25.2 x H35/21.3 (max)**cod. 34.19R**  
cm L61 x P57 x H83/48  
inch L24 x W22.4 x H32.7/18.9**cod. 34.20R**  
cm L61 x P59 x H83/48  
inch L24 x P23.2 x H32.7/18.9**cod. 34.21R**  
cm L61 x P57 x H83/48  
inch L24 x W22.4 x H32.7/18.9**cod. 34.22R**  
cm L61 x P57 x H83/48  
inch L24x W22.4 x H32.7/18.9**cod. 34.23R**  
cm L61 x P60 x H83/48  
inch L24 x W23.6 x H32.7/18.9**cod. 34.24R**  
cm L61 x P60 x H83/48  
inch L24 x W23.6 x H32.7/18.9**cod. 34.25R**  
cm L64 x P64 x H80/44 (min)  
inch L25.2 x W25.2 x H31.5/17.3 (min)  
cm L64 x P64 x H89/53 (max)  
inch L25.2 x W25.2 x H35/20.9 (max)**cod. 34.28R**  
cm L47 x P55 x H104/67  
inch L18.5 x W21.7 x H40.9/26.4**cod. 34.29R**  
cm L47 x P55 x H114/77  
inch L18.5 x W21.7 x H44.9/30.3**cod. 34.30**  
cm L48 x P56 x H102/65  
inch L18.9 x W22 x H40.2/25.6**cod. 34.30R**  
cm L48 x P56 x H102/65  
inch L18.9 x W22 x H40.2/25.6**cod. 34.31**  
cm L48 x P56 x H112/75  
inch L18.9 x W22 x H44.1/29.5**cod. 34.31R**  
cm L48 x P56 x H112/75  
inch L18.9 x W22 x H44.1/29.5**CUSCINO**  
CUSHION**cod. 34.08CUS**  
cm L46 x P42 x H2  
inch L18.1 x W16.5 x H0.8**ESTERNO | OUTDOOR****34.09OUT****34.10OUT****34.19OUT****34.20OUT****34.30OUT****34.31OUT**



**KATE** SEDIA / CHAIR  
**COD. 40.87**  
 > STRUTTURA M306 BIANCO  
 > SCOCCA L079 LEGNO LACCATO BIANCO  
 > CUSCINO IMBOTTITO TR505 PELLE ECOLOGICA BIANCA  
 > FRAME M306 WHITE  
 > SHELL L079 WHITE LACQUERED WOOD  
 > UPHOLSTERED CUSHION TR505 WHITE ECO LEATHER

**COD. 40.84**  
 > STRUTTURA L002G LEGNO MASSELLO ROVERE SPESSART  
 > DETTAGLI STRUTTURA M310 ANTRACITE  
 > SCOCCA L002 LEGNO IMPIALLACCIATO ROVERE SPESSART  
 > CUSCINO IMBOTTITO TR504 PELLE ECOLOGICA NERA

> FRAME L002G SPESSART OAK SOLID WOOD  
 > CROSS SUPPORT M310 ANTHRACITE  
 > SHELL L002 SPESSART OAK VENEER  
 > UPHOLSTERED CUSHION TR504 BLACK ECO LEATHER

**COD. 40.86**  
 > STRUTTURA M310 ANTRACITE  
 > SCOCCA L084 LEGNO LACCATO SABBIA  
 > FRAME M310 ANTHRACITE  
 > SHELL L084 MATT SAND LACQUERED WOOD

**KATE** PAD DI SEDUTA / CUSHION  
**COD. 40.85PAD**  
 > TPAD02 LANA NATURALE ANTRACITE  
 > TPAD02 ANTHRACITE NATURAL WOOL



# KATE

design Pucci & Dondoli

Sedia con struttura in legno massello o acciaio laccato. Monoscocca in legno laccato o legno impiallacciato con o senza cuscino imbottito removibile in pelle ecologica, tessuto mambo, tessuto lulù, waterproof nabuk, waterproof nabuk stampato, pure virgin wool, velluto, velluto tecnico, tessuto decò, pelle premium.

*Chair with solid wood or lacquered metal frame. Shell in lacquered wood or veneer, with or without quilted and upholstered cushion in eco leather, mambo fabric, lulù fabric, waterproof nabuk, waterproof printed nabuk, pure virgin wool, velvet, technical velvet, decò fabric, premium nappa leather.*



**STRUTTURA LEGNO**  
**SOLID WOOD FRAME**  
**cod. 40.84**  
 cm L 43 x P 57 x H 80/47  
 inch L 16.9 x W 22.4 x H 31.5/18.5



**cod. 40.85**  
 cm L 43 x P 57 x H 79/47  
 inch L 16.9 x W 22.4 x H 31.1/18.5



**STRUTTURA METALLO**  
**METAL FRAME**  
**cod. 40.86**  
 cm L 43 x P 54 x H 79/47  
 inch L 16.9 x W 21.3 x H 31.1/18.5



**cod. 40.87**  
 cm L 43 x P 57 x H 80/47  
 inch L 16.9 x W 22.4 x H 31.5/18.5



**PAD DI SEDUTA**  
**PAD FOR CHAIR**  
**cod. 40.85PAD**  
 cm L 41 x P 39 x H 0.5  
 inch L 16.1 x W 15.4 x H 0.2



**COD. 40.85**  
 > STRUTTURA L002G LEGNO MASSELLO ROVERE SPESSART  
 > DETTAGLI DI STRUTTURA M310 ANTRACITE  
 > SCOCCA L002 LEGNO IMPIALLACCIATO ROVERE SPESSART  
 > FRAME L002G SPESSART OAK SOLID WOOD  
 > FRAME DETAILS M310 ANTHRACITE  
 > SHELL L002 SPESSART OAK VENEER

**COD. 40.86**  
 > STRUTTURA M310 ANTRACITE  
 > SCOCCA L087 LEGNO LACCATO ANTRACITE  
 > FRAME M310 ANTHRACITE  
 > SHELL L087 MATT ANTHRACITE LACQUERED WOOD

**COD. 40.87**  
 > STRUTTURA M306 BIANCO  
 > SCOCCA L002 LEGNO IMPIALLACCIATO ROVERE SPESSART  
 > FRAME M306 WHITE  
 > SHELL L002 SPESSART OAK VENEER





# INES

design Pocci & Dondoli

**INES SEDIA / CHAIR**  
**COD. 34.55**  
> STRUTTURA M326 ARGENTO  
NATURALE  
> FRAME M326 NATURAL SILVER

**INES SEDIA / CHAIR**  
**COD. 34.55**  
> STRUTTURA M328 OTTONE  
ANTICATO  
> FRAME M328 ACED BRASS

**INES CUSCINO / CUSHION**  
**COD. 34.55CUS**  
> RIVESTIMENTO PR14 PELLE PREMIUM  
FANCO  
> RIVESTIMENTO PR14 MUD PREMIUM  
NAPPA LEATHER





## INES

Sedia con struttura in acciaio laccato per interno o per esterno. Cuscino optional imbottito e rivestito in pelle ecologica, tessuto mamba, tessuto lulù, waterproof nabuk, waterproof nabuk stampato, pure virgin wool, velluto, velluto tecnico, tessuto decò, Kvadrat Field o Coda, pelle premium, tessuto outdoor.

*Chair and outdoor chair with lacquered metal frame. Optional seat/back cushion, upholstered and covered in eco leather, mamba fabric, lulù fabric, waterproof nabuk, waterproof printed nabuk, pure virgin wool, velvet, technical velvet, decò fabric, Kvadrat Field or Coda, premium nappa leather, outdoor fabric.*

### INES SEDIA / CHAIR

**COD. 34.55**

> STRUTTURA M028X OTTONE SCURO

> FRAME M028X DARK BRASS

### INES CUSCINO / CUSHION

**COD. 34.55CUS**

> RIVESTIMENTO T0U01 TESSUTO OUTDOOR VANIGLIA

> UPHOLSTERY T0U01 VANILLA OUTDOOR FABRIC

### VINCENT BASE TAVOLO / TABLE BASE

**COD. 20.55**

> STRUTTURA M028X OTTONE SCURO

> PIANO P25 STRATIFICATO FENIX PF01 NERO BORDO NERO

> FRAME M028X DARK BRASS

> TOP P25 FENIX LAMINATE PF01 BLACK BLACK EDGE



M055



M326



M028



M317



M315



M314



M325



M318



M319



M312



M097



**cod. 34.55**  
cm L54 x P58 x H76/46  
inch L21.3 x W22.8 x H29.9/18.1



**cod. 34.55CUS**  
cm L44 x P41 x H35  
inch L17.3 x W16.1 x H13.8



M316



M307



M310



**ESTERNO | OUTDOOR**

**cod. 34.55OUT**

**cod. 34.55CUS**



M327



M328



M306



**FREAK SEDIA / CHAIR**  
**COD. 34.02**  
 > STRUTTURA M325 ORO  
 > FRAME M325 GOLD

**FREAK CUSCINO / CUSHION**  
**COD. 34.02CUS**  
 > TR504 PELLE ECOLOGICA NERA  
 > TR504 BLACK ECO LEATHER

# FREAK

design Pocci & Dondoli

Sedia impilabile con struttura in acciaio laccato, anche per esterno. Cuscino di seduta optional, imbottito e rivestito in pelle ecologica, tessuto mambo, tessuto lulù, waterproof nabuk, waterproof nabuk stampata, pure virgin wool, velluto, velluto tecnico, tessuto decò, pelle premium, tessuto outdoor. Bordino in tinta.

*Stackable chair with lacquered metal frame also for outdoor. Optional upholstered and covered cushion in eco leather, mambo fabric, lulù fabric, waterproof nabuk, waterproof printed nabuk, pure virgin wool, velvet, technical velvet, decò fabric, premium nappa leather, outdoor fabric. Matching piping.*

**FREAK SEDIA / CHAIR**  
**COD. 34.02**  
 > STRUTTURA M317 CIPRIA  
 > STRUTTURA M319 VERDE CHIARO  
 > FRAME M317 OLD ROSE  
 > FRAME M319 LIGHT GREEN

**FREAK CUSCINO / CUSHION**  
**COD. 34.02CUS**  
 > TVE13 VELLUTO CIPRIA  
 > TLO12 LANA ACQUAMARINA  
 > TVE13 OLD ROSE VELVET  
 > TLO12 AQUAMARINE PURE VIRGIN WOOL



**cod. 34.02**  
 cm L50 x P52 x H80/46  
 inch L19.7 x W20.5 x H31.5/18.1



**cod. 34.02CUS**  
 cm L43 x P43 x H4  
 inch L16.9 x W16.9 x H1.6

ESTERNO | OUTDOOR

cod. 34.02OUT

cod. 34.02CUS





# SURI

design Pocci & Dondoli

Sedia con braccioli e struttura in acciaio laccato a sezione tonda, triangolare o a slitta, o con struttura girevole con o senza ruote in pressofusione di alluminio laccato. Schienale in tessuto elastico a rete lavorato e seduta imbottita e rivestita in tessuto elastico a rete uniforme o in pelle ecologica.

*Chair with arms and lacquered metal frame with rounded legs, triangular legs or sled base, or swivel frame with or without castors in lacquered die-cast aluminium. Back in elastic fabric with patterned net and seat upholstered and covered in elastic fabric with uniform net or in eco leather.*



**cod. 34.40**  
cm L56 x P62 x H88/48  
inch L22 x W24.4 x H34.6/18.9



**cod. 34.45**  
cm L56 x P60 x H88/48  
inch L22 x W24.4 x H34.6/18.9



**cod. 34.41**  
cm L56 x P60 x H88/48  
inch L22 x W23.6 x H34.6/18.9



**cod. 34.43**  
cm L56 x P59 x H88/48  
inch L22 x W23.2 x H34.6/18.9



**cod. 34.44**  
cm L56 x P59 x H88/48  
inch L22 x W23.2 x H34.6/18.9

NELLA PAGINA ACCANTO /  
ON THE LEFT

**SURI SEDIA / CHAIR COD. 34.43**

- > STRUTTURA CENTRALE GIREVOLE M306 BIANCO
- > SCHIENALE TELO6L BEIGE TESSUTO ELASTICO A RETE LAVORATO
- > SEDUTA TELO6 BEIGE TESSUTO ELASTICO A RETE UNIFORME
- > SWIVEL CENTRAL LEG M306 WHITE
- > BACK TELO6L BEIGE ELASTIC FABRIC WITH PATTERNED NET
- > SEAT TELO6 BEIGE ELASTIC FABRIC WITH UNIFORM NET

**PODIUM TAVOLO / TABLE**

- COD. 52.17**
- > STRUTTURA E PIANO PC001 CEMENTO BIANCO
- > BASE AND TOP PC001 WHITE CONCRETE

SU QUESTA PAGINA / BELOW

**SURI SEDIA / CHAIR COD. 34.40**

- > STRUTTURA SEZIONE TONDA M327 NERO PROFONDO LUCIDO
- > SCHIENALE TELO5L TESSUTO ELASTICO A RETE LAVORATO NERO
- > SEDUTA TELO5 TESSUTO ELASTICO A RETE UNIFORME NERO
- > FRAME (ROUNDED LEGS) M327 GLOSSY BLACK
- > BACK TELO5L ELASTIC FABRIC WITH PATTERNED NET
- > SEAT TELO5 BLACK ELASTIC FABRIC WITH UNIFORM NET



# HIDRA RIVESTITA

design Pucci &  
Dondoli

Sedia con struttura in polipropilene completamente imbottita e rivestita in pelle ecologica, tessuto mambo, tessuto lulù, waterproof nabuk, pure virgin wool.

*Chair in polypropylene frame upholstered and covered in eco leather, mambo fabric, lulù fabric, waterproof nabuk, pure virgin wool.*



HIDRA SEDIA / CHAIR  
COD. 04.88  
> RIVESTIMENTO TR521 PELLE ECOLOGICA VERDE CHIARO  
> UPHOLSTERY TR521 LIGHT GREEN ECO LEATHER



cod. 04.88  
cm L50 x P55 x H81/48  
inch L19.7 x W21.7 x H31.9/18.9



# HIDRA

design Pucci &  
Dondoli

Sedia impilabile con struttura integrale in polipropilene e fibra di vetro.

*Stackable chair in polypropylene.*



HIDRA SEDIA / CHAIR  
COD. 04.15  
> STRUTTURA Z007 POLIPROPILENE AZZURRO POLVERE  
> FRAME Z007 DUSTY BLUE POLYPROPYLENE

HIDRA SEDIA / CHAIR  
COD. 04.15  
> STRUTTURA Z006 POLIPROPILENE GRIGIO CHIARO  
> FRAME Z006 LIGHT GREY POLYPROPYLENE

HIDRA CUSCINO / CUSHION  
COD. 04.15CUS  
> U011 POLIURETANO GRIGIO CHIARO  
> U011 LIGHT GREY POLYURETHANE



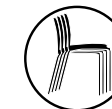
cod. 04.15  
cm L50 x P55 x H81/47  
inch L19.7 x W21.7 x H31.9/18.5



cod. 04.15CUS  
cm L43 x P42 x H4  
inch L16.9 x W16.5 x H1.6



cod. 04.15 PAD  
cm L43 x P41 x H0,5  
inch L16.9 x W16.1 x H0.2



# SIMBA

design R&D  
Bontempi Casa

Sedia con struttura in acciaio completamente imbottita e rivestita in tessuto tecnico, pelle ecologica, tessuto mambo, tessuto lulù, waterproof nabuk, waterproof nabuk stampato, pure virgin wool, velluto, velluto tecnico, tessuto decò, fibra di cuoio.

*Chair with metal frame upholstered and covered in technical fabric, eco leather, mambo fabric, lulù fabric, waterproof nabuk, waterproof printed nabuk, pure virgin wool, velvet, technical velvet, decò fabric, leather fibre.*



SIMBA SEDIA / CHAIR  
COD. 40.06

- > RIVESTIMENTO TR503 PELLE ECOLOGICA TESTA DI MORO
- > RIVESTIMENTO TR523 PELLE ECOLOGICA NOCCIOLA
- > RIVESTIMENTO TR525 PELLE ECOLOGICA GIALLA
- > UPHOLSTERY TR503 DARK BROWN ECO LEATHER
- > UPHOLSTERY TR523 HAZELNUT ECO LEATHER
- > UPHOLSTERY TR525 YELLOW ECO LEATHER



cod. 40.06  
cm L46 x P60 x H88/50  
inch L18.1 x W23.6 x H34.6/19.7

# EVA

design Pocci &  
Dondoli

Sedia impilabile e sgabello con struttura in acciaio laccato e scocca in polipropilene.

*Barstool and stackable chair with metal frame, shell in polypropylene.*



EVA SEDIA / CHAIR  
COD. 04.22

- > STRUTTURA M326 ARGENTO NATURALE
- > SCOCCA Z039 POLIPROPILENE ANTRACITE
- > FRAME M326 NATURAL SILVER
- > SHELL Z039 ANTHRACITE POLYPROPYLENE

COD. 40.22

- > STRUTTURA M325 ORO
- > SCOCCA Z031 POLIPROPILENE BIANCO
- > FRAME M325 GOLD
- > SHELL Z031 WHITE POLYPROPYLENE



cod. 04.22  
cm L45 x P55 x H86/46  
inch L17.7 x W21.7 x H33.9/18.1



cod. 40.34  
cm L48 x P52 x H106/65  
inch L18.9 x W20.5 x H41.7/25.6



cod. 40.73  
cm L48 x P52 x H116/75  
inch L18.9 x W20.5 x H45.7/29.5



ESTERNO | OUTDOOR

cod. 04.22OUT

cod. 40.34OUT

cod. 40.73OUT

# NET

design Daniele Molteni

Sedia impilabile, sedia con braccioli e sgabello con struttura in acciaio laccato, seduta e schienale in texplast e soft texplast.

*Stackable chair, armchair and barstool with lacquered metal frame, seat and back in texplast and soft texplast.*



NET SEDIA / CHAIR  
COD. 04.56

- > STRUTTURA M325 ORO
- > SEDUTA E SCHIENALE X035 TEXPLAST NERO
- > FRAME M325 GOLD
- > SEAT AND BACK X035 BLACK TEXPLAST

COD. 04.56

- > STRUTTURA M325 ORO
- > SEDUTA E SCHIENALE X039 TEXPLAST BIANCO
- > FRAME M325 GOLD
- > SEAT AND BACK X039 WHITE TEXPLAST

COD. 04.56

- > STRUTTURA M327 NERO PROFONDO LUCIDO
- > SEDUTA E SCHIENALE X035 TEXPLAST NERO
- > FRAME M327 GLOSSY BLACK
- > SEAT AND BACK X035 BLACK TEXPLAST



cod. 04.56  
cm L48 x P59 x H81/46  
inch L18.9 x W23.2 x H31.9/18.1

cod. 04.56C  
cm L55 x P59 x H81/46  
inch L21.7 x W23.2 x H31.9/18.1

cod. 04.56D  
cm L48 x P60 x H100/65  
inch L18.9 x W23.6 x H39.4/25.6

ESTERNO | OUTDOOR

cod. 04.56OUT

cod. 04.56COUT

cod. 04.56DOUT



# POKET

design Robby Cantarutti

Sedia pieghevole in acciaio laccato o con struttura cromata, seduta e spalliera in polipropilene.

*The POKET chair is intended only for the Italian market.*



POKET SEDIA / CHAIR  
COD. 40.15A

- > STRUTTURA M055 NERO OPACO
- > SEDUTA E SPALLIERA Z038 POLIPROPILENE NERO

- > FRAME M055 BLACK
- > SEAT AND BACK Z038 BLACK POLYPROPYLENE



cod. 40.15A  
cm L 45 x P 48 x H 78/48 a  
cm L 45 x P 6 x H 89 c



04.89 CARRELLO  
PORTASEDIE  
cm L 40 x P 56 x H 107



04.92 GANCIO X2 SEDIE  
cm L 31 x P 20 x H 15



04.93 GANCIO X4 SEDIE  
cm L 31 x P 40 x H 15

# ARIA

design Pocci &  
Dondoli

Sedia con struttura in polycarbonato trasparente o bianco lucido.

*Transparent or glossy white chair in polycarbonate.*



ARIA SEDIA / CHAIR  
COD. 04.87  
> SCOCCA Z080 POLICARBONATO TRASPARENTE  
> SHELL Z080 TRASPARENT POLYCARBONATE

ARIA SEDIA / CHAIR  
COD. 04.87  
> SCOCCA Z066 POLICARBONATO BIANCO LUCIDO  
> SHELL Z066 GLOSSY WHITE POLYCARBONATE



cod. 04.87  
cm L 47 x P 52 x H 83/46  
inch L 18.5 x W 20.5 x H 32.7/18.1

# AQUA

design Pocci &  
Dondoli

Sedia impilabile con struttura integrale in polipropilene.

*Stackable chair in polypropylene.*



cod. 04.24  
cm L 53 x P 56 x H 81/48  
inch L 20.9 x W 22 x H 31.9/18.9

AQUA SEDIA / CHAIR  
COD. 04.24  
> SCOCCA Z006 POLIPROPILENE GRIGIO CHIARO  
> SHELL Z006 LIGHT GREY POLYPROPYLENE





**GALAXY SEDIA / CHAIR**  
**COD. 34.59**  
 > STRUTTURA Z006 POLIPROPILENE  
 GRIGIO CHIARO  
 > FRAME Z006 LIGHT GREY  
 POLYPROPYLENE

**GALAXY PAD DI SEDUTA / CUSHION**  
**COD. 34.59PAD**  
 > TPAD03 LANA NATURALE GRIGIO  
 CHIARO

> TPAD03 LIGHT GREY NATURAL WOOL  
**MAGO CONSOLLE / CONSOLE**  
**COD. 01.36**  
 > STRUTTURA M306 BIANCO  
 > PIANO C1.80S CRISTALLO VELVET  
 ANTIGRAFFIO BIANCO OPACO  
 > FRAME M306 WHITE  
 > TOP C1.80S VELVET MATT ANTI-  
 SCRATCH WHITE LACQUERED GLASS

# GALAXY

design Pocci & Dondoli

Sedia impilabile con o senza  
 braccioli con struttura integrale  
 in polipropilene e fibra di vetro  
 riciclabile.

*Stackable chair or armchair in  
 polypropylene and recyclable  
 glass fibre.*



**cod. 34.59**  
 cm L48 x P56 x H84/46  
 inch L18,9 x W22 x H33,1/18,1



**cod. 34.60**  
 cm L57 x P56 x H84/46  
 inch L22,4 x W22 x H33,1/18,1



**cod. 34.61**  
 cm L49 x P50 x H96/67  
 cm L19,3 x W19,7 x H37,8/26,4



**cod. 34.62**  
 cm L50 x P51 x H106/77  
 inch L19,7 x W20,1 x H41,7/30,3



**cod. 34.59PAD**  
 cm L41 x P39 x H0,5  
 inch L16,1 x W15,4 x H0,2





GIPSY SEDIA / CHAIR  
**COD. 40.09**  
**COD. 40.10** SEDIA CON BRACCIOLI /  
 CHAIR WITH ARMS  
 > STRUTTURA 2008 POLIPROPILENE  
 CARAMELLO  
 > FRAME 2008 CARMEL  
 POLYPROPYLENE

# GIPSY

design Pocci & Dondoli

Sedia impilabile con o senza  
 braccioli con struttura integrale  
 in polipropilene e fibra di vetro  
 riciclabile. Pad di seduta optional  
 in lana naturale.

*Stackable chair with or without  
 arms in polypropylene and  
 recyclable glass fibre. Optional  
 pad in natural wool.*

- GIPSY SEDIA / CHAIR  
**COD. 40.09**  
 > STRUTTURA 2009 POLIPROPILENE  
 CIALLO SENAPE  
 > STRUTTURA 2008 POLIPROPILENE  
 CARAMELLO  
 > STRUTTURA 2007 POLIPROPILENE  
 AZZURRO POLVERE  
 > STRUTTURA 2038 POLIPROPILENE NERO  
 > FRAME 2009 MUSTARD YELLOW  
 POLYPROPYLENE  
 > FRAME 2008 CARMEL  
 POLYPROPYLENE  
 > FRAME 2007 DUSTY BLUE  
 POLYPROPYLENE  
 > FRAME 2038 BLACK POLYPROPYLENE

- GIPSY SEDIA CON BRACCIOLI / CHAIR  
 WITH ARMS  
**COD. 40.10**  
 > STRUTTURA 2006 POLIPROPILENE  
 CRICIO CHIARO  
 > FRAME 2006 LIGHT GREY  
 POLYPROPYLENE



**cod. 40.09**  
 cm L 48 x P 55 x H 85/49  
 inch L 18.9 x W 21.7 x H 33.5/19.3



**cod. 40.10**  
 cm L 56 x P 55 x H 85/49  
 inch L 22 x W 21.7 x H 33.5/19.3  
 altezza bracciolo cm H 67  
 armrest height inch H 26.4



**cod. 40.09PAD**  
 cm L 38.5 x P 41 x H 0.5  
 inch L 15.2 x W 16.1 x H 0.2



# SHARK

design Yoshino Toshiyuki

Sedia con struttura in acciaio laccato e scocca in polipropilene.

*Chair with metal frame and shell in polypropylene.*



**cod. 04.67**  
cm L47 x P50 x H81/46  
inch L18.5 x W19.7 x H31.9/18.1



**cod. 04.46**  
cm L47 x P50 x H89/55 (minimo)  
inch L18.5 x W19.7 x H35.0/21.7  
(low position)

cm L47 x P50 x H115/81 (massimo)  
inch L18.5 x W19.7 x H45.3/31.9  
(high position)

**ESTERNO | OUTDOOR**

**cod. 04.67OUT**

SHARK SEDIA / CHAIR

**COD. 04.67**

> STRUTTURA M310 ANTRACITE  
> SCOCCA Z039 POLIPROPILENE  
ANTRACITE

> FRAME M310 ANTHRACITE  
> SHELL Z039 ANTHRACITE  
POLYPROPYLENE



# QUEEN SGABELLO

design Pocci & Dondoli

Sgabello con struttura in acciaio laccato, scocca imbottita e rivestita in pelle ecologica, velluto tecnico, tessuto mambo, tessuto lulù, waterproof nabuk, waterproof nabuk stampata, pure virgin wool, velluto, tessuto decò, tessuto Kvadrat Field, tessuto Kvadrat Coda, pelle premium.

*Barstool with metal frame, shell upholstered and covered in eco leather, technical velvet, mambo fabric, lulù fabric, waterproof nabuk, printed waterproof nabuk, pure virgin wool, velvet, decò fabric, kvadrat Field fabric, kvadrat Coda fabric, premium nappa leather.*

**QUEEN SGABELLO / BARSTOOL  
COD. 34.53**

> STRUTTURA M327 NERO  
PROFONDO LUCIDO  
> RIVESTIMENTO TR518 PELLE  
ECOLOGICA SABBIA

> FRAME M327 GLOSSY BLACK  
> UPHOLSTERY TR518 SAND ECO  
LEATHER



**cod. 34.53**  
cm L52 x P56 x H97/68  
inch L20.5 x W22 x H38.2/26.8



**CLARA SGABELLO TRAPUNTATO / QUILTED BARSTOOL**  
**COD. 40.59**  
 > STRUTTURA M328 OTTONE ANTICATO  
 > RIVESTIMENTO TR503T PELLE ECOLOGICA TESTA DI MORO  
 > FRAME M328 AGED BRASS  
 > UPHOLSTERY TR503T DARK BROWN ECO LEATHER

**CLARA SGABELLO / BARSTOOL**  
**COD. 40.69**  
 > STRUTTURA M310 ANTRACITE  
 > RIVESTIMENTO TN007T WATERPROOF NABUK ANTRACITE  
 > FRAME M310 ANTHRACITE  
 > UPHOLSTERY TN007T ANTHRACITE WATERPROOF NABUK

# CLARA SGABELLO

design R&D  
 Bontempi Casa

Sgabello con struttura in acciaio, seduta e schienale imbottiti e rivestiti in pelle ecologica, tessuto mambo, tessuto lulù, waterproof nabuk, waterproof nabuk stampato, pure virgin wool, velluto, velluto tecnico, tessuto decò, pelle premium. Disponibile struttura girevole e regolabile in altezza, e versione con retro dello schienale trapuntato. Bordino a scelta in tinta o a contrasto.

*Barstool with metal frame, seat and back upholstered and covered in eco leather, mambo fabric, lulù fabric, waterproof nabuk, waterproof printed nabuk, pure virgin wool, velvet, technical velvet, decò fabric, premium nappa leather. Swivel barstool with chromed steel structure and version with quilted backrest are also available. Piping in matching or contrast colour.*



**CLARA SGABELLO / BARSTOOL**  
**COD. 40.69**  
 > STRUTTURA M312 SABBIA  
 > RIVESTIMENTO PRO4T PELLE PREMIUM SABBIA  
 > FRAME M312 SAND  
 > UPHOLSTERY PRO4T SAND PREMIUM NAPPA LEATHER

**CLARA SGABELLO / BARSTOOL**  
**COD. 40.59**  
 > STRUTTURA G093 CROMO  
 > RIVESTIMENTO TNS08 WATERPROOF NABUK STAMPATO PIED DE POULE SALE&PEPE  
 > FRAME G093 CHROME  
 > UPHOLSTERY TNS08 PIED DE POULE SALT&PEPPER WATERPROOF PRINTED NABUK



**cod. 40.59**  
 cm L45 x P50 x H90/59 (minimo)  
 inch L17.7 x W19.7 x H35.4/23.2  
 (low position)  
 cm L45 x P50 x H116/85 (massimo)  
 inch L17.7 x W19.7 x H46.5/33.5  
 (high position)

**cod. 40.69**  
 cm L45 x P52 x H98/67  
 inch L17.7 x W20.5 x H38.6/26.4

**cod. 40.70**  
 cm L45 x P52 x H108/77  
 inch L17.7 x W20.5 x H42.5/30.3

# NATA SGABELLO

design R&D  
Bontempi Casa

Sgabello con struttura in acciaio fissa o centrale girevole, schienale e seduta imbottiti e rivestiti in tessuto tecnico con bordino in contrasto in pelle ecologica, pelle ecologica, velluto tecnico, tessuto mambo, tessuto lulu, waterproof nabuk, waterproof nabuk stampata, pure virgin wool, velluto, tessuto decò, pelle premium. Bordino a scelta in tinta o a contrasto. Disponibile anche versione con retro dello schienale trapuntato.

*Barstool with fix metal frame or with central swivel base, seat and back upholstered and covered in technical fabric with contrast eco leather piping, eco leather, mambo fabric, lulu fabric, waterproof nabuk, waterproof printed nabuk, pure virgin wool, velvet, technical velvet, decò fabric, premium nappa leather. Piping in matching or contrast colour. Version with quilted backrest is also available.*



**COD. 34.35**  
> STRUTTURA M310 ANTRACITE  
> RIVESTIMENTO TR517 PELLE ECOLOGICA ANTRACITE CON BORDINO GRIGIO CHIARO IN PELLE ECOLOGICA  
> FRAME M310 ANTHRACITE  
> UPHOLSTERY TR517 ANTHRACITE ECO LEATHER WITH LIGHT GREY PIPING IN ECO LEATHER

**NATA SGABELLO ALTO / HIGH BARSTOOL**  
**COD. 34.36**  
> STRUTTURA M327 NERO PROFONDO LUCIDO  
> RIVESTIMENTO TLU09T TESSUTO LULU PETROLIO  
> FRAME M327 GLOSSY BLACK  
> UPHOLSTERY TLU09T PETROLEUM LULU FABRIC



**cod. 34.35**  
cm L42 x P51 x H96/67  
inch L16,5 x W20,1 x H37,8/26,4



**cod. 34.36**  
cm L42 x P52 x H108/77  
inch L16,5 x W20,5 x H42,5/30,3



**cod. 34.37**  
cm L42 x P49 x H88/55 (minimo)  
inch L16.5 x W19.3 x H34.6/21.7 (low position)  
cm L42 x P49 x H115/82 (massimo)  
inch L16.5 x W19.3 x H45.3/32.3 (high position)

# KUGA SGABELLO

design R&D  
Bontempi Casa

Sgabello con struttura in acciaio laccata, monoscocca rivestita e trapuntata in pelle ecologica, tessuto mambo, tessuto lulu, waterproof nabuk, pure virgin wool, velluto, velluto tecnico, pelle premium. Disponibile struttura girevole e regolabile in altezza, con finitura cromata o laccata.

*Barstool with lacquered metal frame, shell padded and quilted in eco leather, mambo fabric, technical velvet, lulu fabric, waterproof nabuk, waterproof printed nabuk, pure virgin wool, velvet, premium nappa leather. Swivel barstool with chromed and lacquered steel structure is also available.*



**KUGA SGABELLO / BARSTOOL**  
**COD. 40.41**  
> STRUTTURA M306 BIANCO  
> RIVESTIMENTO TR516 PELLE ECOLOGICA GRIGIO CHIARO  
> FRAME M306 WHITE  
> UPHOLSTERY TR516 LIGHT GREY ECO LEATHER



**cod. 40.41**  
cm L44 x P55 x H98/67  
inch L17.3 x W21.7 x H38.6/26.4



**cod. 40.42**  
cm L47 x P55 x H108/77  
inch L18.5 x W21.7 x H42.5/30.3



**cod. 40.44**  
cm L44 x P53 x H95/58 (minimo)  
inch L17.3 x W20.9 x H37.4/22.8 (low position)  
cm L44 x P53 x H121/84 (massimo)  
inch L17.3 x W20.9 x H47.6/33.1 (high position)



**MOOD SGABELLO / BARSTOOL  
COD. 34.28R**

- > STRUTTURA M026 ARGENTO NATURALE
- > SCOCCA Z029 POLIPROPILENE SABBIA
- > RIVESTIMENTO TKF02 KVADRAT FIELD SABBIA
- > FRAME M026 NATURAL SILVER
- > SHELL Z029 SAND POLYPROPYLENE
- > UPHOLSTERY TKF02 SAND KVADRAT FIELD

- COD. 34.28**
- > STRUTTURA M326 ARGENTO NATURALE
  - > SCOCCA Z006 POLIPROPILENE GRIGIO CHIARO

- > FRAME M326 NATURAL SILVER
- > SHELL Z006 LIGHT GREY POLYPROPYLENE

- COD. 34.30**
- > STRUTTURA M325 ORO
  - > SCOCCA Z031 POLIPROPILENE BIANCO

- > FRAME M325 GOLD
- > SHELL Z031 WHITE POLYPROPYLENE

# MOOD SGABELLO

design Pocci & Dondoli

Sgabello con struttura in acciaio laccato a sezione tonda o triangolare. Scocca in polipropilene o imbottita e rivestita sulla parte frontale in pelle ecologica, tessuto mambo, tessuto lulù, waterproof nabuk, waterproof nabuk stampato, pure virgin wool, velluto, velluto tecnico, tessuto decò, pelle premium, tessuto Kvadrat Field o Coda. Cuscino di seduta optional disponibile in tutti i rivestimenti elencati e in tessuto outdoor.

*Barstool with lacquered metal frame, round or triangular legs. Shell in polypropylene or upholstered and covered in eco leather, mambo fabric, lulù fabric, waterproof nabuk, waterproof printed nabuk, pure virgin wool, velvet, technical velvet, decò fabric, premium nappa leather, Kvadrat Field or Coda fabric. Optional seat cushion available in all listed coverings and in outdoor fabric.*



**cod. 34.28**  
cm L47 x P55 x H102/65  
inch L18.5 x W21.7 x H40.2/25.6

**cod. 34.29**  
cm L47 x P55 x H112/75  
inch L 18.5 x W21.7 x H44.1/29.5

**cod. 34.08CUS**  
cm L46 x P42 x H2  
inch L18,1 x W16,5 x H0,8/0

**cod. 34.28R**  
cm L47 x P55 x H104/67  
inch L18.5 x W21.7 x H40.9/26.4

**cod. 34.29R**  
cm L47 x P55 x H114/77  
inch L18.5 x W21.7 x H44.9/30.3

**cod. 34.30**  
cm L48 x P56 x H102/65  
inch L18,9 x W22 x H40,2/25,6

**cod. 34.30R**  
cm L48 x P56 x H102/65  
inch L18,9 x W22 x H40,2/25,6

**cod. 34.31**  
cm L48 x P56 x H112/75  
inch L18,9 x W22 x H44,1/29,5

**cod. 34.31R**  
cm L48 x P56 x H112/75  
inch L18,9 x W22 x H44,1/29,5

**ESTERNO | OUTDOOR**

**cod. 34.28OUT**

**cod. 34.29OUT**

**cod. 34.30OUT**

**cod. 34.31OUT**



**MOOD SGABELLO ALTO /  
HIGH BARSTOOL  
COD. 34.29R**

- > STRUTTURA M327 NERO PROFONDO LUCIDO
- > SCOCCA Z006 POLIPROPILENE GRIGIO CHIARO
- > RIVESTIMENTO PR08 PELLE PREMIUM CHIACCIO
- > FRAME M327 GLOSSY BLACK
- > SHELL Z006 LIGHT GREY POLYPROPYLENE
- > UPHOLSTERY PR08 ICE PREMIUM NAPPA LEATHER

**MOOD SGABELLO BASSO /  
LOW BARSTOOL  
COD. 34.28**

- > STRUTTURA M097 GRIGIO CHIARO
- > SCOCCA Z006 POLIPROPILENE GRIGIO CHIARO
- > FRAME M097 LIGHT GREY
- > SHELL Z006 LIGHT GREY POLYPROPYLENE

**MOOD SGABELLO BASSO /  
LOW BARSTOOL  
COD. 34.30**

- > STRUTTURA M097 GRIGIO CHIARO
- > SCOCCA Z006 POLIPROPILENE GRIGIO CHIARO
- > FRAME M097 LIGHT GREY
- > SHELL Z006 LIGHT GREY POLYPROPYLENE



# LINDA SGABELLO

design Daniele Molteni

Sgabello con struttura in acciaio completamente rivestito in fibra di cuoio o cuoio, con cuciture in tinta o a contrasto.

*Stool with metal frame upholstered and covered in hide leather or leather fibre, with matching or contrast stitching.*

LINDA SGABELLO / BARSTOOL  
COD. 04.26C  
> RIVESTIMENTO Q438 CUIOIO CRANATA  
> UPHOLSTERY Q438 BROWN RED HIDE LEATHER

VINCENT ALTO BASE TAVOLO / HIGH TABLE BASE  
COD. 20.81  
> STRUTTURA M028 OTTONE SCURO  
> PIANO P25 STRATIFICATO FENIX PF01 NERO BORDO NERO  
> FRAME M028 DARK BRASS  
> TOP P25 FENIX LAMINATE PF01 BLACK BLACK EDGE

LINDA SGABELLO / BARSTOOL  
COD. 04.25C  
> RIVESTIMENTO Q435 CUIOIO CRIGIO CHIARO  
> UPHOLSTERY Q435 LIGHT GREY HIDE LEATHER



cod. 04.25C  
cm L43 x P48 x H86/65  
inch L16.9 x W18.9 x H33.9/25.6



cod. 04.26C  
cm L44 x P50 x H96/75  
inch L17.3 x W19.7 x H37.8/29.5

# POLO SGABELLO

design E-ggs Studio

Sgabello con struttura in acciaio, disponibile con schienale in polipropilene e seduta imbottita e rivestita o in legno, oppure nella versione completamente imbottita e rivestita in pelle ecologica, velluto tecnico, tessuto mambo, tessuto lùlù, waterproof nabuk, waterproof nabuk stampata, pure virgin wool, velluto, tessuto decò, tessuto Kvadrat Field o Coda, pelle premium.

*Barstool with metal frame, available with polypropylene backrest and upholstered and covered or wooden seat, or totally upholstered and covered in eco leather, technical fabric, mambo fabric, lùlù fabric, waterproof nabuk, waterproof printed nabuk, pure virgin wool, velvet, decò fabric, Kvadrat Field or Coda fabric, premium nappa leather.*

POLO SGABELLO / BARSTOOL  
COD. 34.69  
> STRUTTURA M327 NERO PROFONDO LUCIDO  
> SCHENALE Z038 POLIPROPILENE NERO  
> SEDUTA L036 LEGNO IMPIALLACCIATO NOCE  
> FRAME M327 GLOSSY BLACK  
> BACK Z038 BLACK POLYPROPYLENE  
> SEAT L036 WALNUT VENEER



cod. 34.69  
cm L49 x P55 x H98/65  
inch L19,3 x W21,7 x H38,6/25,6



cod. 34.69R  
cm L50 x P55 x H100/66  
inch L19,7 x W21,7 x H39,4/26

# GALAXY SGABELLO

design Pocci & Dondoli

Sgabello impilabile con struttura integrale in polipropilene e fibra di vetro riciclabile.

*Stackable barstool in polypropylene and recyclable glass fibre.*



**GALAXY SGABELLO / BARSTOOL**  
**COD. 34.62**  
> STRUTTURA Z006 POLIPROPILENE CRIGIO CHIARO  
> FRAME Z006 LIGHT GREY POLYPROPYLENE



**cod. 34.61**  
cm L49 x P50 x H96/67  
inch L19.3 x W19.7 x H37.8/26.4



**cod. 34.62**  
cm L50 x P51 x H106/77  
inch L19.7 x W20.1 x H41.7/30.3

# EVA SGABELLO

design Pocci & Dondoli

Sgabello con struttura in acciaio laccato per interno o per esterno, scocca in polipropilene.

*Indoor or outdoor barstool with metal frame, shell in polypropylene.*



**EVA SGABELLO / BARSTOOL**  
**COD. 40.34**  
> STRUTTURA M310X ANTRACITE  
> SEDUTA E SCHIENALE Z039 POLIPROPILENE ANTRACITE  
> FRAME M310X ANTRACITE  
> SEAT AND BACK Z039 ANTHRACITE POLYPROPYLENE



**cod. 40.34**  
cm L48 x P52 x H106/65  
inch L18.9 x W20.5 x H41.7/25.6



**cod. 40.73**  
cm L48 x P52 x H116/75  
inch L18.9 x W20.5 x H45.7/29.5

**ESTERNO | OUTDOOR**

**cod. 40.34OUT**

**cod. 40.73OUT**



# SHARK SGABELLO

design Yoshino Toshiyuki

Sgabello girevole e regolabile  
in altezza, con base cromata e  
scocca in polipropilene.

*Swivel barstool with chromed  
steel structure, gas lift piston  
and height adjustable. Shell in  
polypropylene.*



**SHARK SGABELLO / BARSTOOL  
COD. 04.46**  
> STRUTTURA C093 CROMO  
> SCOCCA Z039 POLIPROPILENE  
ANTRACITE

> FRAME C093 CHROME  
> SHELL Z039 ANTHRACITE  
POLYPROPYLENE

**SHARK SGABELLO / BARSTOOL  
COD. 04.46**  
> STRUTTURA C093 CROMO  
> SCOCCA Z031 POLIPROPILENE  
BIANCO

> FRAME C093 CHROME  
> SHELL Z031 WHITE  
POLYPROPYLENE



**cod. 04.46**  
cm L47 x P50 x H89/55 (minimo)  
inch L18.5 x W19.7 x H35.0/21.7  
(low position)

cm L47 x P50 x H115/81 (massimo)  
inch L18.5 x W19.7 x H45.3/31.9  
(high position)

# NET SGABELLO

design Daniele Molteni

Sgabello con struttura in acciaio  
laccata, con seduta e schienale  
in texplast e soft texplast.

*Barstool with metal frame, seat  
and back in Texplast and Soft  
Texplast.*



**NET SGABELLO / BARSTOOL  
COD. 04.56D**  
> STRUTTURA M306X BIANCO  
> SEDUTA E SCHIENALE X112 SOFT  
TEXPLAST MOON ROCK

> FRAME M306X WHITE  
> SEAT AND BACK X112 SOFT  
TEXPLAST MOON ROCK

**RICO ALTO TAVOLO / TABLE  
COD. 01.77**  
> STRUTTURA M306X BIANCO  
> PIANO P04 ALUCOMPACT PA04  
BIANCO BORDO NERO

> FRAME M306X WHITE  
> TOP P04 ALUCOMPACT PA04 WHITE  
BLACK EDGE



**cod. 04.56D**  
cm L48 x P60 x H100/65  
inch L18.9 x W23.6 x H39.4/25.6

**ESTERNO | OUTDOOR**  
**cod. 04.56DOUT**



**LONG ISLAND POLTRONA / ARMCHAIR**  
**COD. LNG000102**  
 > STRUTTURA M327 NERO PROFONDO LUCIDO  
 > RIVESTIMENTO PR1.1 PELLE PREMIUM NERO  
 > FRAME M327 GLOSSY BLACK  
 > UPHOLSTERY PR1.1 BLACK PREMIUM NAPPA LEATHER

**COD. LNG000101**  
 > STRUTTURA M055 NERO OPACO  
 > RIVESTIMENTO TKF01 TESSUTO KVADRAT FIELD SALE&PEPE  
 > FRAME M055 BLACK  
 > UPHOLSTERY TKF01 SALT&PEPPER KVADRAT FIELD FABRIC

# LONG ISLAND

design E-ggs Studio

Poltrona con struttura in acciaio laccato, girevole in pressofusione di alluminio laccato o in legno massello. Scocca con inserto metallico, imbottita in poliuretano flessibile e rivestita in pelle ecologica, tessuto mambo, tessuto lulù, waterproof nabuk, waterproof nabuk stampato, pure virgin wool, velluto, velluto tecnica, tessuto decò, Kvadrat Field o Coda, pelle premium.

*Armchair with lacquered metal frame, swivel die-cast aluminum frame or solid wood frame stained. Shell in polyurethane flexible foam upholstered and covered in eco leather, mambo fabric, lulù fabric, waterproof nabuk, waterproof printed nabuk, pure virgin wool, velvet, technical velvet, decò fabric, kvadrat Field and Coda, premium nappa leather.*



**cod. LNG000101**  
 cm L 88 x P 90 x H 104/44  
 inch L 34.6x35.4x40.9/17.3



**cod. LNG000102**  
 cm L 88 x P 90 x H 106/46  
 inch 34.6x35.4x41.7/18.1



**cod. LNG000103**  
 cm L 88 x P 90 x H 104/44  
 inch 34.6x35.4x40.9/17.3





**DAYA POLTRONA / ARMCHAIR**  
**COD. DAY000102**  
 > STRUTTURA M055 NERO OPACO  
 > RIVESTIMENTO PRO4 PELLE PREMIUM SABBIA  
 > CUSCINATURA TRAPUNTATA REMOVIBILE TLOO1 LANA NATURALE  
 > FRAME M055 BLACK  
 > UPHOLSTERY PRO4 SAND PREMIUM NAPPA LEATHER  
 > REMOVABLE QUILTED CUSHION TLOO1 NATURAL PURE VIRGIN WOOL

**DAYA POUFF SFODERABILE / REMOVABLE OTTOMAN**  
**COD. DAY005505**  
 > STRUTTURA M055 NERO OPACO

> SCOCCA PRO4 PELLE PREMIUM SABBIA  
 > FRAME M055 BLACK  
 > SHELL PRO4 SAND PREMIUM NAPPA LEATHER

**PLANET TAVOLINO / COFFEE TABLE**  
**COD. 08.42**  
 > STRUTTURA M306 BIANCO  
 > PEDINI E CORNICI PIANI M325 ORO  
 > PIANO INFERIORE E SUPERIORE ORIENTABILI C1.805 CRISTALLO VELVET ANTICRAFFIO BIANCO OPACO  
 > FRAME M306 WHITE  
 > FEET AND TOPS EDGE M325 GOLD  
 > ADJUSTABLE UPPER AND LOWER TOP C1.805 VELVET MATT ANTI-SCRATCH WHITE GLASS

# DAYA

design Marco Corti

Poltrona e pouff sfoderabili con base centrale girevole in acciaio cromato e laccato, scocca con inserto metallico, imbottita in poliuretano flessibile, stampato a freddo, rivestita in pelle ecologica, tessuto mambo, tessuto lulù, waterproof nabuk, waterproof nabuk stampato, pure virgin wool, velluto, velluto tecnico, Kvadrat Field e Coda, Pelle Premium. Cuscinatura trapuntata removibile e poggiatesta optional, entrambi con la stessa gamma di finiture.

*Armchair and ottoman with swivel central base in chromed and lacquered metal frame, shell in cold foamed polyurethane with metal insert. Back and sitting cushions in self-binding fiber. Removable cover in eco leather, mambo fabric, lulù fabric, waterproof nabuk, waterproof printed nabuk, pure virgin wool, velvet, technical velvet, Kvadrat Field and Coda, premium nappa leather. Cushion with removable and upholstered quilted cover and optional pull-out headrest, both in the same range of finishings.*



**DAYA POLTRONA / ARMCHAIR**  
**COD. DAY000102**  
 > STRUTTURA M306 BIANCO  
 > CUSCINATURA TRAPUNTATA REMOVIBILE PR26 PELLE PREMIUM COTTO

> FRAME M306 WHITE  
 > REMOVABLE QUILTED CUSHION PR26 BURNT CLAY PREMIUM NAPPA LEATHER

**DAYA POGGIATESTA ESTRAIBILE / HEADREST**  
**COD. DAYPG0001**  
 > STRUTTURA M306 BIANCO  
 > CUSCINO REMOVIBILE PR25 PELLE PREMIUM MATTONE  
 > FRAME M306 WHITE  
 > REMOVABLE CUSHION PR25 RED BRICK PREMIUM NAPPA LEATHER

**cod. DAY000102**  
 cm L80 x P80 x H90/46  
 inch L31.5 x W31.5 x H35.4/18.1

**cod. DAYPG0001**  
 cm L37 x P10 x H20  
 inch L14.6 x W3.9 x H7.9

**cod. DAY005505**  
 cm L62 x P41 x H46  
 inch L24.4 x W16.1 x H18.1



# CLARA POLTRONA

design R&D  
Bontempi Casa

Poltrona con struttura in acciaio, completamente imbottita e rivestita in pelle ecologica, tessuto mambo, tessuto lulù, waterproof nabuk, waterproof nabuk stampato, pure virgin wool, velluto, velluto tecnico, tessuto decò, pelle premium. Bordino a scelta in tinta o a contrasto in pelle ecologica. Disponibile anche versione con retro dello schienale trapuntato.

*Armchair with metal frame, upholstered and covered in eco leather, mambo fabric, lulù fabric, waterproof nabuk, waterproof printed nabuk, pure virgin wool, velvet, technical velvet, decò fabric, premium nappa leather. Piping in matching colour or in contrast. Version with quilted backrest is also available.*

**CLARA POLTRONA / ARMCHAIR  
COD. 40.60**

> RIVESTIMENTO TLO13 PURE VIRGIN WOOL BLU NAVY CON BORDINO GRIGIO CHIARO IN PELLE ECOLOGICA

> UPHOLSTERY TLO13 BLUE NAVY PURE VIRGIN WOOL WITH LIGHT GREY PIPING IN ECO LEATHER



**cod. 40.60**  
cm L60 x P66 x H83/46  
inch L23.6 x W26.0 x H32.7/18.1



**cod. 40.91**  
cm L60 x P66 x H83/46  
inch L23.6 x W26.0 x H32.7/18.1

# CLARISSA

design R&D  
Bontempi Casa

Poltrona con struttura in acciaio laccato, seduta e schienale sfoderabili, imbottiti e rivestiti in pelle ecologica, tessuto mambo, tessuto lulù, waterproof nabuk, waterproof nabuk stampato, velluto, velluto tecnico, tessuto decò, pelle premium.

*Armchair with lacquered metal frame. Seat and back upholstered and covered in removable eco leather, mambo fabric, lulù fabric, waterproof nabuk, waterproof printed nabuk, velvet, technical velvet, decò fabric, premium nappa leather.*

**CLARISSA POLTRONA / ARMCHAIR  
COD. CLR000101**

> STRUTTURA M028 OTTONE SCURO  
> SEDUTA E SCHIENALE SFODERABILI TVE06 VELLUTO TERRACOTTA  
> FRAME M028 DARK BRASS  
> REMOVABLE SEAT AND BACK TVE06 TERRACOTTA VELVET

**STREGA LAMPADA / LAMP COD. 56.02**

> STRUTTURA M327 NERO PROFONDO LUCIDO  
> PARALLUME TENO1 TESSUTO NERO INTERNO ORO

> FRAME M327 GLOSSY BLACK  
> LAMP SHADE TENO1 BLACK FABRIC GOLD INSIDE



**cod. CLR000101**  
cm L67 x P92 x H89  
inch L26.4 x W36.2 x H35.0



# PICA

design E-ggs Studio

**PICA MADIA / SIDEBOARD**  
**COD. 15.74EL**

- > PIANO, FIANCHI E ANTE L036 NOCE
- > VANO A GIORNO L079 BIANCO
- > PIEDINI M328 OTTONE ANTICATO
- > TOP DOORS AND SIDE PANELS L036 WALNUT VENEER
- > OPEN SPACE L079 WHITE
- > BASE M328 AGED BRASS

**PICA VASSOIO / OPTIONAL TRAY**  
**COD. 15.82**

- > M328 OTTONE ANTICATO
- > M328 AGED BRASS

**TAO TAVOLINO / COFFEE TABLE**  
**COD. 06.38**

- > M328 OTTONE ANTICATO
- > M328 AGED BRASS

**STREGA LAMPADA / LAMP**  
**COD. 56.02**

- > STRUTTURA M328 OTTONE ANTICATO
- > PARALLUME TEN04 TESSUTO BLU INDIGO INTERNO ORO
- > FRAME M328 AGED BRASS
- > LAMP SHADE TEN04 INDIGO BLUE FABRIC GOLD INSIDE



**PICA MADIA / SIDEBOARD**  
**COD. 15.65EL**  
 > FIANCHI E ANTE L009 LEGNO  
 IMPIALLACCIATO ROVERE NATURALE  
 > PIANO C1005 SUPERMARMO NOIR  
 DESIR LUCIDO  
 > VANO A GIORNO L087 ANTRACITE  
 > ZOCCOLO M055 NERO OPACO  
 > DOORS AND SIDE PANELS L009  
 NATURAL OAK VENEER  
 > TOP C1005 GLOSSY NOIR DESIR  
 SUPERMARBLE  
 > OPEN SPACE L087 ANTHRACITE  
 > BASE M055 BLACK

**PICA VASSOIO OPZIONALE /  
 OPTIONAL TRAY**  
**COD. 15.82**  
 > STRUTTURA M328 OTTONE ANTICATO  
 > FRAME M328 ACED BRASS  
**POP LAMPADA / LAMP**  
**COD. 56.18**  
 > BASE M327 NERO PROFONDO  
 LUCIDO  
 > BASE M327 GLOSSY BLACK



**PICA MADIA / SIDEBOARD**  
**COD. 15.66EL**  
 > FIANCHI&ANTE L036 LEGNO  
 IMPIALLACCIATO NOCE  
 > ZOCCOLO M055 NERO OPACO  
 > FRONTAL&SIDE PANELS L036  
 WALNUT VENEER WOOD  
 > BASE M055 BLACK

**PICA VASSOIO OPZIONALE /  
 OPTIONAL TRAY** **COD. 15.82**  
 > STRUTTURA M328 OTTONE  
 ANTICATO  
 > FRAME M328 ACED BRASS  
**STONE LAMPADA / LAMP**  
**COD. 56.17**  
 > BASE M328 OTTONE ANTICATO  
 > BASE M328 ACED BRASS

**PICA MADIA / SIDEBOARD**  
**COD. 15.74LD**  
 > FIANCHI, ANTE E VANO A GIORNO  
 L095 LEGNO LACCATO GRIGIO CHIARO  
 > PIANO C1006 SUPERMARMO  
 GRIGIO VENATO BIANCO LUCIDO  
 > TELAIO CON PIEDINI M326  
 ARGENTO NATURALE  
 > SIDES, DOORS AND OPEN SPACE  
 L095 LIGHT GREY LACQUERED WOOD  
 > TOP C1006 GLOSSY GREY WHITE-  
 VEINED SUPERMARBLE  
 > FRAME/FEET M326 NATURAL SILVER

**PICA CASSETTI INTERNI FRONTALE  
 SPECCHIO / INTERNAL DRAWERS WITH  
 FRONT MIRROR**  
**COD. 15.81**



**PICA MADIA / SIDEBOARD**  
**COD. 15.74LD**  
 > FIANCHI, ANTE E VANO A GIORNO  
 L095 LEGNO LACCATO GRIGIO CHIARO  
 > PIANO C1865 CRISTALLO VELVET  
 ANTIGRAFFIO GRIGIO CHIARO OPACO  
 > TELAIO CON PIEDINI M326  
 ARGENTO NATURALE  
 > SIDES, DOORS AND OPEN SPACE  
 L095 LIGHT GREY LACQUERED WOOD  
 > TOP C1865 VELVET MATT ANTI-  
 SCRATCH LIGHT GREY LACQUERED  
 GLASS  
 > FRAME/FEET M326 NATURAL SILVER



STRUTTURA MADIA  
CON ZOCCOLO |  
FRAME SIDEBOARD  
WITH BASE

STRUTTURA MADIA  
TELAIO CON PIEDINI |  
FRAME SIDEBOARD  
WITH FEET

STRUTTURA MADIA  
CON ZOCCOLO |  
FRAME SIDEBOARD  
WITH BASE

PICA

STRUTTURA MADIA  
TELAIO CON PIEDINI |  
FRAME SIDEBOARD  
WITH FEET

ACCESSORI MADIA |  
SIDEBOARD ACCESSORIES



**cod. 15.60LD**  
cm L136 x P52 x H69  
inch L53.5 x W20.5 x H27.2



**cod. 15.70LD**  
cm L136 x P52 x H86  
inch L53.5 x W20.5 x H33.9



**cod. 15.60EL**  
cm L136 x P52 x H69  
inch L53.5 x W20.5 x H27.2



**cod. 15.61LD**  
cm L202 x P52 x H69  
inch L79.5 x W20.5 x H27.2



**cod. 15.71LD**  
cm L202 x P52 x H86  
inch L79.5 x W20.5 x H33.9



**cod. 15.61EL**  
cm L202 x P52 x H69  
inch L79.5 x W20.5 x H27.2



**cod. 15.62LD**  
cm L202 x P52 x H69  
inch L79.5 x W20.5 x H27.2



**cod. 15.72LD**  
cm L202 x P52 x H86  
inch L79.5 x W20.5 x H33.9



**cod. 15.62EL**  
cm L202 x P52 x H69  
inch L79.5 x W20.5 x H27.2



**cod. 15.63LD**  
cm L268 x P52 x H69  
inch L105.5 x W20.5 x H27.2



**cod. 15.73LD**  
cm L268 x P52 x H86  
inch L105.5 x W20.5 x H33.9



**cod. 15.63EL**  
cm L268 x P52 x H69  
inch L105.5 x W20.5 x H27.2



**cod. 15.64LD**  
cm L268 x P52 x H69  
inch L105.5 x W20.5 x H27.2



**cod. 15.74LD**  
cm L268 x P52 x H86  
inch L105.5 x W20.5 x H33.9



**cod. 15.64EL**  
cm L268 x P52 x H69  
inch L105.5 x W20.5 x H27.2




**cod. 15.65LD**  
cm L268 x P52 x H69  
inch L105.5 x W20.5 x H27.2




**cod. 15.75LD**  
cm L268 x P52 x H86  
inch L105.5 x W20.5 x H33.9




**cod. 15.65EL**  
cm L268 x P52 x H69  
inch L105.5 x W20.5 x H27.2



**cod. 15.66LD**  
cm L136 x P52 x H135  
inch L53.5 x W20.5 x H53.1



**cod. 15.76LD**  
cm L136 x P52 x H152  
inch L53.5 x W20.5 x H59.8



**cod. 15.66EL**  
cm L136 x P52 x H135  
inch L53.5 x W20.5 x H53.1

Gruppo madie con struttura in legno, composte da ante a battente, ripiani interni in cristallo e vani a giorno, fianchi e ante in legno laccato decorato o in legno impiallacciato. Top a scelta in legno laccato, legno impiallacciato, cristallo laccato lucido, cristallo antigraffio opaco, SuperMarmo.  
Con zoccolo o telaio con piedini in acciaio laccato. Possibilità di inserire cassetti interni con frontale specchio, vassoio opzionale in acciaio laccato.

*Sideboards with wooden frame, hinged doors, inside shelves in clear glass and open spaces, side panels and doors in lacquered decorated wood or veneer wood. Top in lacquered wood, veneer wood, glossy lacquered glass, matt anti-scratch glass, SuperMarble. Base or frame with feet in lacquered metal. Optional internal drawers with front mirror and optional metal tray.*



**cod. 15.70EL**  
cm L136 x P52 x H86  
inch L53.5 x W20.5 x H33.9



**cod. 15.71EL**  
cm L202 x P52 x H86  
inch L79.5 x W20.5 x H33.9



**cod. 15.72EL**  
cm L202 x P52 x H86  
inch L79.5 x W20.5 x H33.9



**cod. 15.73EL**  
cm L268 x P52 x H86  
inch L105.5 x W20.5 x H33.9



**cod. 15.74EL**  
cm L268 x P52 x H86  
inch L105.5 x W20.5 x H33.9



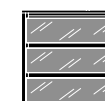
**cod. 15.75EL**  
cm L268 x P52 x H86  
inch L105.5 x W20.5 x H33.9



**cod. 15.76EL**  
cm L136 x P52 x H152  
inch L53.5 x W20.5 x H59.8



**cod. 15.80**  
Cassetto interno con frontale specchio |  
Internal drawer with front mirror  
cm L62 x P41 x H20  
inch L24.4 x W16.1 x H7.9



**cod. 15.81**  
Nr.3 cassetti interni con frontale  
specchio | Eng...  
cm L62 x P41 x H58  
inch L24.4 x W16.1 x H22.8



**cod. 15.82**  
Vassoio opzionale | Optional tray  
cm L47.8 x P33 x H6  
inch L18.8 x W13 x H2.4



**ACCESSORIO RICARICA  
WIRELESS |  
WIRELESS CHARGING  
ACCESSORY**



**ACCESSORIO PASSACAVI |  
CABLE TRAY ACCESSORY**



# MADISON E MADISON SUPERIOR

design Studio Contromano

**MADISON SUPERIOR**  
MOBILE BAR / COCKTAIL CABINET  
COD. 15.51SP

**MADISON**  
MOBILE BAR / COCKTAIL CABINET  
COD. 15.50SP

- > STRUTTURA M326 ARGENTO NATURALE
- > TOP FIANCHI E ANTE CM006A SUPERMARMO GRIGIO VENATO BIANCO LUCIDO
- > PIEDINI DECORATIVI E MANICHE M326 ARGENTO NATURALE
- > FRAME M326 NATURAL SILVER
- > TOP DOORS AND SIDE PANELS CM006A GLOSSY GREY WHITE-VINED SUPERMARBLE
- > FEET AND HANDLES M326 NATURAL SILVER

- PUFFOSO POUFF / OTTOMAN**  
COD. PFF000101
- > STRUTTURA M325 ORO
- > RIVESTIMENTO TVE06 VELLUTO TERRACOTTA
- > RIVESTIMENTO TVE14 VELLUTO GRIGIO CHIARO
- > FRAME M325 GOLD
- > UPHOLSTERY TVE06 TERRACOTTA VELVET
- > UPHOLSTERY TVE14 LIGHT GREY VELVET







**MADISON MOBILE BAR /  
COCKTAIL CABINET  
COD. 15.50CS**

- > TELAIO DI STRUTTURA M328 OTTONE ANTICATO
- > PIEDINI DECORATIVI E MANICLIE M327 NERO PROFONDO LUCIDO
- > TOP, FIANCHI E ANTE C166 CRISTALLO LACCATO GRIGIO CHIARO LUCIDO
- > FRAME M328 ACED BRASS
- > FEET AND HANDLES M327 GLOSSY BLACK
- > TOP, FRONTAL AND SIDE PANELS C166 GLOSSY LIGHT GREY LACQUERED GLASS

**PUFFOSO POUFF / OTTOMAN  
COD. PFF000101**

- > STRUTTURA M326 ARGENTO NATURALE
- > RIVESTIMENTO TVE06 VELLUTO TERRACOTTA
- > FRAME M326 NATURAL SILVER
- > UPHOLSTERY TVE06 TERRACOTTA VELVET

**NELLA PAGINA ACCANTO /  
ON THE RIGHT**

**MADISON MOBILE BAR /  
COCKTAIL CABINET  
COD. 15.50SP**

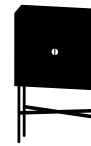
- > TOP, FIANCHI E ANTE CM005A SUPERMARMO NOIR DESIR LUCIDO
- > STRUTTURA M327 NERO PROFONDO LUCIDO
- > PIEDINI E MANICLIE M328 OTTONE ANTICATO
- > TOP, FRONTAL AND SIDE PANELS CM005A GLOSSY NOIR DESIR SUPERMARBLE
- > FRAME M327 GLOSSY BLACK
- > FEET AND HANDLES M328 ACED BRASS

**MADISON &  
MADISON SUPERIOR**

Mobile bar con struttura in legno composta da due ante battenti, ripiano interno in cristallo trasparente, interno schienale specchiato. Telaio di struttura in acciaio laccato. Piedini decorativi e maniglie in acciaio laccato. Top, fianchi e ante in legno laccato opaco, cristallo laccato lucido, cristallo antigraffio opaco, SuperMarmo. Possibilità di inserire luce interna a batterie ricaricabili. La versione Superior presenta inoltre cassette interne, vano portabottiglie e supporto portacalici in massello di Noce Canaletto; top fianchi e ante in cristallo laccato lucido, cristallo antigraffio opaco, SuperMarmo.

*Cocktail cabinet with wooden frame, with two doors, inside clear glass shelf, inside mirrored back. Lacquered metal frame structure. Feet and handles in lacquered metal.*

*Top, frontal and side panels in matt lacquered wood, glossy lacquered glass, matt anti-scratch glass, SuperMarble. Micro USB rechargeable inside cabinet lighting. Madison Superior also features internal drawers, bottle compartment and wine glass holder in Canaletto walnut solid wood; top, doors and side panels in glossy lacquered glass, matt anti-scratch glass, SuperMarble.*



**MADISON**

**cod. 15.50LL**  
cm L102 x P42 x H163  
inch L40.2 x W16.5 x H64.2

**cod. 15.50CS**  
cm L102 x P42 x H163  
inch L40.2 x W16.5 x H64.2

**cod. 15.50SP**  
cm L102 x P42 x H163  
inch L40.2 x W16.5 x H64.2



**MADISON SUPERIOR**

**cod. 15.51CS**  
cm L102 x P45 x H163  
inch L40.2 x W17.7 x H64.2

**cod. 15.51SP**  
cm L102 x P45 x H163  
inch L40.2 x W17.7 x H64.2





# COSMOPOLITAN

design Studio Contramano

Cruppo madie con struttura in legno, composte da ante a battente con taglio a 45° e sistema di apertura con gola in legno laccato, cassetti e vani a giorno, ripiani interni in cristallo trasparente. Top fianchi, ante e frontali cassetti in legno laccato, cristallo laccato lucido, cristallo antigraffio opaco, SuperCeramica, SuperMarble. Telaio con piedini in acciaio laccato. Possibilità di inserire sistema integrato di alimentazione e ricarica USB a scomparsa nel top (tranne per top in legno massello scortecciato).

*Sideboards with wooden frame, with hinged doors with 45° degrees cut and groove opening system in lacquered wood, drawers and open spaces, inside shelves in clear glass. Top, doors, frontal and side panels in lacquered wood, glossy lacquered glass, matt anti-scratch glass, SuperCeramic, SuperMarble. Frame with feet in lacquered metal. Possibility of pop-up power unit in the top (not available for wooden top).*

*PER ABBINAMENTI DIVERSI DA QUELLI CITATI, CONSULTARE IL LISTINO  
FOR COMBINATIONS OTHER THAN THOSE MENTIONED, CONSULT THE PRICE LIST*

COSMOPOLITAN  
MADIA / SIDEBOARD  
COD. 15.34LL  
> FIANCHI, ANTE E FRONTALI CASSETTI  
RAL 3005 ROSSO VINO  
> VANO A GIORNO L084D SABBIA  
SCURO  
> TELAIO CON PIEDINI M312 SABBIA  
> TOP C181S CRISTALLO VELVET  
ANTIGRAFFIO TORTORA OPACO  
> FRONTAL AND SIDE PANELS RAL  
3005 WINE RED  
> OPEN SPACE L084D DARK SAND  
> FRAME/FEET M312 SAND  
> TOP C181S VELVET ANTI-SCRATCH  
DOVE GREY LACQUERED GLASS





**COSMOPOLITAN**  
MADIA / SIDEBOARD  
**COD. 15.32SP**  
> FIANCHI E ANTE CM003A  
SUPERMARMO ARABESCATO LUCIDO  
> COLA NCS-3000N GRIGIO CHIARO  
> TOP L006 LEGNO MASSELLO  
NOCE  
> TELAIO CON PIEDINI M097 GRIGIO  
CHIARO  
  
> FRONTAL AND SIDE PANELS  
CM003A GLOSSY ARABESCATO  
SUPERMARBLE  
> GROOVE NCS-3000N LIGHT GREY  
> TOP L006 WALNUT SOLID WOOD  
> FRAME/FEET M097 LIGHT GREY



**COSMOPOLITAN**  
MADIA / SIDEBOARD  
**COD. 15.34CS**  
> TOP FIANCHI, ANTE E FRONTALI  
CASSETTI C1.80S CRISTALLO VELVET  
ANTIGRAFFIO BIANCO OPACO  
> COLA E VANO A GIORNO L090  
LEGNO LACCATO NERO  
> TELAIO CON PIEDINI M327 NERO  
PROFONDO LUCIDO  
  
> TOP FRONTAL AND SIDE PANELS  
C1.80S VELVET MATT ANTI-SCRATCH  
WHITE LACQUERED GLASS  
> OPEN SPACE AND GROOVE L090  
BLACK GROOVE  
> FRAME/FEET M327 GLOSSY BLACK

**COSMOPOLITAN**  
MADIA / SIDEBOARD  
**COD. 15.41CS**  
> TOP FIANCHI, ANTE E FRONTALI  
CASSETTI C1.52 CRISTALLO LACCATO  
NERO LUCIDO  
> COLA L090 LEGNO LACCATO NERO  
> TELAIO CON PIEDINI M055 NERO  
OPACO  
  
> TOP FRONTAL AND SIDE PANELS  
C1.52 GLOSSY BLACK LACQUERED  
GLASS  
> GROOVE L090 BLACK WOOD  
> FRAME/FEET M055 BLACK



**VERSIONE CM 124  
VERSION CM 124**

cm L124 x P55 x H69  
inch L48.8 x W21.7 x H27.2



**cod. 15.25LL**  
legno laccato | lacquered wood

**cod. 15.25CS**  
cristallo - cristallo antigraffio |  
glass-anti-scratch glass

**cod. 15.25SP**  
supermarmo - superceramica |  
supermarble - superceramic

**cod. 15.26LL**  
legno laccato | lacquered wood



**cod. 15.26CS**  
cristallo-cristallo antigraffio |  
glass-anti-scratch glass

**cod. 15.26SP**  
supermarmo - superceramica |  
supermarble - superceramic

**VERSIONE CM 184  
VERSION CM 184**

cm L184 x P55 x H69  
inch L72.4 x W21.7 x H27.2



**cod. 15.27LL**  
legno laccato | lacquered wood

**cod. 15.27CS**  
cristallo - cristallo antigraffio |  
glass - anti-scratch glass

**cod. 15.27SP**  
supermarmo - superceramica  
- supercemento | supermarble -  
superceramic - superconcrete

**cod. 15.28LL**  
legno laccato | lacquered wood



**cod. 15.28CS**  
cristallo - cristallo antigraffio |  
glass - anti-scratch glass

**cod. 15.28SP**  
supermarmo - superceramica |  
supermarble - superceramic



**cod. 15.29LL**  
legno laccato | lacquered wood

**cod. 15.29CS**  
cristallo-cristallo antigraffio |  
glass-anti-scratch glass

**cod. 15.29SP**  
supermarmo - superceramica |  
supermarble - superceramica

**cod. 15.30LL**  
legno laccato | lacquered wood



**cod. 15.30CS**  
cristallo-cristallo antigraffio |  
glass-anti-scratch glass

**cod. 15.30SP**  
supermarmo - superceramica |  
supermarble - superceramic

**cod. 15.31LL**  
legno laccato | lacquered wood



**cod. 15.31CS**  
cristallo-cristallo antigraffio |  
glass-anti-scratch glass

**cod. 15.31SP**  
supermarmo - superceramica |  
supermarble - superceramic

**VERSIONE CM 244  
VERSION CM 244**

cm L244 x P55 x H69  
inch L96.1 x W21.7 x H27.2



**cod. 15.32LL**  
legno laccato | lacquered wood

**cod. 15.32CS**  
cristallo-cristallo antigraffio |  
glass-anti-scratch glass

**cod. 15.32SP**  
supermarmo - superceramica |  
supermarble - superceramic



**cod. 15.33LL**  
legno laccato | lacquered wood

**cod. 15.33CS**  
cristallo-cristallo antigraffio |  
glass-anti-scratch glass

**cod. 15.33SP**  
supermarmo - superceramica |  
supermarble - superceramic

**cod. 15.34LL**  
legno laccato | lacquered wood



**cod. 15.34CS**  
cristallo-cristallo antigraffio |  
glass-anti-scratch glass

**cod. 15.34SP**  
supermarmo - superceramica |  
supermarble - superceramic

**cod. 15.35LL**  
legno laccato | lacquered wood



**cod. 15.35CS**  
cristallo-cristallo antigraffio |  
glass-anti-scratch glass

**cod. 15.35SP**  
supermarmo - superceramica |  
supermarble - superceramic


**cod. 15.36LL**  
legno laccato | lacquered wood



**cod. 15.36CS**  
cristallo-cristallo antigraffio |  
glass-anti-scratch glass


**cod. 15.36SP**  
supermarmo - superceramica |  
supermarble - superceramic

**cod. 15.37LL**  
legno laccato | lacquered wood



**cod. 15.37CS**  
cristallo-cristallo antigraffio |  
glass-anti-scratch glass

**cod. 15.37SP**  
supermarmo - superceramica |  
supermarble - superceramic



**cod. 15.38LL**  
legno laccato | lacquered wood

**cod. 15.38CS**  
cristallo-cristallo antigraffio |  
glass-anti-scratch glass

**cod. 15.38SP**  
supermarmo - superceramica |  
supermarble - superceramic

**VERSIONE CM H 120  
VERSION CM H 120**

cm L124 x P55 x H120  
inch L48.8 x W21.7 x H47.2



**cod. 15.39LL**  
legno laccato | lacquered wood

**cod. 15.39CS**  
cristallo-cristallo antigraffio |  
glass-anti-scratch glass

**cod. 15.39SP**  
supermarmo - superceramica |  
supermarble - superceramic

cm L 124 x P 55 x H 120  
inch L 48.8 x W 21.7 x H 47.2



**cod. 15.40LL**  
legno laccato | lacquered wood

**cod. 15.40CS**  
cristallo-cristallo antigraffio |  
glass-anti-scratch glass

**cod. 15.40SP**  
supermarmo - superceramica |  
supermarble - superceramic

cm L124 x P55 x H120  
inch L48.8 x W21.7 x H47.2



**cod. 15.41LL**  
legno laccato | lacquered wood

**cod. 15.41CS**  
cristallo-cristallo antigraffio |  
glass-anti-scratch glass

**cod. 15.41SP**  
supermarmo - superceramica |  
supermarble - superceramic

**SCHIENALI MADIA  
CENTROSTANZA |  
BACK PANELS FOR  
STORAGE UNIT IN THE  
MIDDLE OF THE ROOM**

cm L124 x P2 x H48  
inch L48.8 x W0.8 x H18.9



**cod. 15.42LL**  
legno laccato | lacquered wood

**cod. 15.42CS**  
cristallo-cristallo antigraffio |  
glass-anti-scratch glass

**cod. 15.42SP**  
supermarmo - superceramica |  
supermarble - superceramic

cm L124 x P2 x H97  
inch L48.8 x W0.8 x H38.2



**cod. 15.43LL**  
legno laccato | lacquered wood

**cod. 15.43CS**  
cristallo-cristallo antigraffio |  
glass-anti-scratch glass

**cod. 15.43SP**  
supermarmo - superceramica |  
supermarble - superceramic

cm L184 x P2 x H48  
inch L72.4 x W0.8 x H18.9



**cod. 15.44LL**  
legno laccato | lacquered wood

**cod. 15.44CS**  
cristallo-cristallo antigraffio |  
glass-anti-scratch glass

**cod. 15.44SP**  
supermarmo - superceramica |  
supermarble - superceramic



cm L244 x P2 x H48  
inch L96.1 x W0.8 x H18.9

**cod. 15.45LL**  
legno laccato | lacquered wood

**cod. 15.45CS**  
cristallo-cristallo antigraffio |  
glass-anti-scratch glass

**cod. 15.45SP**  
supermarmo - superceramica |  
supermarble - superceramic



# AMSTERDAM

design Silvia&Maurizio Varsi

**AMSTERDAM** MADIA / SIDEBORD  
**COD. 15.12**

- > TOP FIANCHI E ANTE L079 BIANCO
- > VANO A GIORNO L079 LEGNO LACCATO BIANCO OPACO
- > WOODEN TOP, SIDES AND FRONT PANELS L079 WHITE
- > OPEN SPACE L079 MATT WHITE LACQUERED WOOD

**PUFFOSO** POUFF / OTTOMAN  
**COD. PFF000101**

- > STRUTTURA M325 ORO
- > RIVESTIMENTO TKC05 TESSUTO KVADRAT CODA VERDE SALVIA
- > FRAME M325 GOLD
- > UPHOLSTERY TKC05 SAGE GREEN KVADRAT CODA FABRIC





## AMSTERDAM

Madia con struttura in legno disponibile in due varianti di altezza, cm 72 e cm 83, con ante a battente e cestoni entrambi dotati di sistema di apertura push-pull, ripiani interni in cristallo trasparente, cassetti o vani a giorno in legno laccato. Top, fianchi e ante in legno laccato opaco, Olmo o Rovere Spessart.

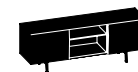
*Sideboard with wooden structure available in two height variants, cm 72 and cm 83, with doors and side baskets both with push-pull opening system, inside shelves in clear glass, drawers or open spaces in lacquered wood. Top, sides and front panels in matt lacquered wood, Elm or Spessart oak.*

### AMSTERDAM MADIA / STORAGE UNIT COD. 15.12

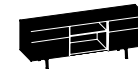
> TOP FIANCHI E ANTE L002 LEGNO  
IMPIALLACCIATO ROVERE SPESSART  
> VANO A GIORNO L084 LEGNO  
LACCATO SABBIA

> TOP SIDES AND FRONT PANELS  
L002 SPESSART OAK VENEER  
> OPEN SPACE L084 SAND  
LACQUERED WOOD

### VERSIONE CM H 72 VERSION CM H 72



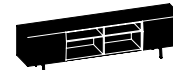
**cod. 15.08**  
cm L 195 x P 53 x H 72  
inch L 76.8 x W 20.9 x H 28.3



**cod. 15.10**  
cm L 195 x P 53 x H 72  
inch L 76.8 x W 20.9 x H 28.3



**cod. 15.11**  
cm L 195 x P 53 x H 72  
inch L 76.8 x W 20.9 x H 28.3



**cod. 15.12**  
cm L 260 x P 53 x H 72  
inch L 102.4 x W 20.9 x H 28.3



**cod. 15.14**  
cm L 260 x P 53 x H 72  
inch L 102.4 x W 20.9 x H 28.3



**cod. 15.15**  
cm L 260 x P 53 x H 72  
inch L 102.4 x W 20.9 x H 28.3

### VERSIONE CM H 83 VERSION CM H 72



**cod. 15.16**  
cm L 195 x P 53 x H 83  
inch L 76.8 x W 20.9 x H 32.7



**cod. 15.19**  
cm L 195 x P 53 x H 83  
inch L 76.8 x W 20.9 x H 32.7



**cod. 15.20**  
cm L 260 x P 53 x H 83  
inch L 102.4 x W 20.9 x H 32.7



**cod. 15.21**  
cm L 260 x P 53 x H 83  
inch L 102.4 x W 20.9 x H 32.7

### SCHIENALI SUPPLEMENTARI PER ELEMENTI BIFACCIALI | BACK PANELS



**cod. 15.07A**  
cm L 192 x P 2 x H 49  
inch L 75.6 x W 0.8 x H 19.3



**cod. 15.07B**  
cm L 257 x P 2 x H 49  
inch L 75.6 x W 0.8 x H 19.3



**cod. 15.07C**  
cm L 192 x P 2 x H 65  
inch L 75.6 x W 0.8 x H 25.6



**cod. 15.07D**  
cm L 257 x P 2 x H 65  
inch L 101.2 x W 0.8 x H 25.6



# ENEA

design R&D  
Bontempi Casa

Programma contenitori, madia e settimanale con struttura in legno laccato opaco, top e frontali cassetto in cristallo laccato lucido.

*Storage collection, sideboard and tall boy in lacquered wood frame, with top and drawers' frontal panels in tempered lacquered glass.*

**ENEA MADIA / SIDEBOARD**  
**COD. 03.91**  
> STRUTTURA C1.69 CRISTALLO SABBIA LUCIDO  
> FRAME C1.69 SAND LACQUERED CLASS

**STREGA LAMPADA / LAMP**  
**COD. 56.02**  
> STRUTTURA M328 OTTONE ANTICATO  
> PARALLUME TEN04 TESSUTO BLU INDIGO INTERNO ORO

> FRAME M328 AGED BRASS  
> LAMP SHADE TEN04 INDIGO BLUE FABRIC GOLD INSIDE

**LINDA SEDIA CON BRACCIOLI / CHAIR WITH ARMS**  
**COD. 04.26B**  
> RIVESTIMENTO Q403 CUIOIO TESTA DI MORO  
> UPHOLSTERY Q403 DARK BROWN HIDE LEATHER



**cod. 03.85**  
cm L 50 x P 45 x H 35  
inch L 19.7 x W 17.7 x H 13.8



**cod. 03.86**  
cm L 60 x P 45 x H 35  
inch L 23.6 x W 17.7 x H 13.8



**cod. 03.87**  
cm L 60 x P 45 x H 45  
inch L 23.6 x W 17.7 x H 17.7



**cod. 03.89**  
cm L 120 x P 53 x H 72  
inch L 47.2 x W 20.9 x H 28.3



**cod. 03.92**  
cm L 140 x P 53 x H 72  
inch L 55.1 x W 20.9 x H 28.3



**cod. 03.91**  
cm L 160 x P 53 x H 50  
inch L 63 x W 20.9 x H 19.7



**cod. 03.94**  
cm L 60 x P 45 x H 128  
inch L 23.6 x W 17.7 x H 50.4





# LEXINGTON

design Studio Contramano

**LEXINGTON LIBRERIA / BOOKCASE**  
**COD. 16.16**  
> STRUTTURA M097 GRIGIO CHIARO  
> FRAME M097 LIGHT GREY

**LEXINGTON BASE / BASE**  
**COD. 16.24**  
> STRUTTURA L090 NERO  
> FRAME L090 BLACK

**LEXINGTON RIPIANO / SHELF**  
**COD. 16.20**  
> CM006A SUPERMARMO GRIGIO  
VENATO BIANCO LUCIDO  
> CM006A GLOSSY GREY  
WHITE-VEINED SUPERMARBLE

**LEXINGTON RIPIANO / SHELF**  
**COD. 16.19**  
> M097 GRIGIO CHIARO  
> M097 LIGHT GREY







**LEXINGTON LIBRERIA / BOOKCASE**  
**COD. 16.15**  
 > M327 NERO PROFONDO LUCIDO  
 > M327 GLOSSY BLACK

**LEXINGTON RIPIANI / SHELVES**  
**COD. 16.29**  
 > C158 CRISTALLO TRASPARENTE  
 FUMÉ  
 > C158 TRANSPARENT SMOKE GREY  
 GLASS

**LEXINGTON BASE / BASE**  
**COD. 16.23**  
 > L090 LEGNO LACCATO NERO  
 > L090 BLACK LACQUERED WOOD



**LEXINGTON LIBRERIA / BOOKCASE**  
**COD. 16.16**  
 > STRUTTURA M306 BIANCO  
 > FRAME M306 WHITE

**LEXINGTON RIPIANI / SHELVES**  
**COD. 16.25**  
 > L009 LEGNO IMPIALLACCIATO  
 ROVERE NATURALE  
 > L009 NATURAL OAK VENEER

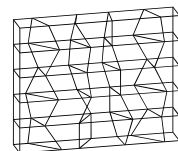
**LEXINGTON BASE / BASE**  
**COD. 16.24**  
 > L079 BIANCO OPACO  
 > L079 MATT WHITE



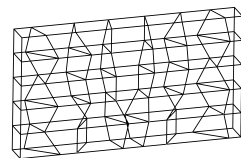
## LIBRERIA | BOOKCASE



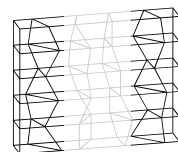
**cod. 16.15**  
cm L 125 x P 38 x H 182  
inch L 49.2 x W 15 x H 72



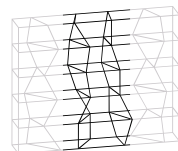
**cod. 16.16**  
cm L 225 x P 38 x H 182  
inch L 88.6 x W 15 x H 72



**cod. 16.58**  
cm L 325 x P 38 x H 182  
inch L 128 x W 15 x H 71.7

MODULI LATERALI |  
SIDE MODULAR ELEMENTS

**cod. 16.17**  
cm L 125 x P 38 x H 182  
inch L 49.2 x W 15 x H 72

MODULO CENTRALE |  
CENTRAL MODULAR ELEMENT

**cod. 16.18**  
cm L 100 x P 38 x H 182  
inch L 39.4 x W 15 x H 72

## RIPIANI | SHELVES



**cod. 16.19**  
cm L 45 x P 35 x H 20  
inch L 17.7 x W 13.8 x H 7.9

**acciaio - metal**



**cod. 16.20**  
cm L 45 x P 35 x H 20  
inch L 17.7 x W 13.8 x H 7.9

**SuperMarmo - SuperCeramica con  
supporto in acciaio | SuperMarble -  
SuperCeramic with metal support**



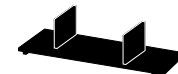
**cod. 16.21**  
cm L 46 x P 35 x H 20  
inch L 18.1 x W 13.8 x H 7.9

**cuoio - hide leather**



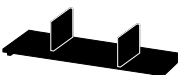
**cod. 16.22**  
cm L 56 x P 35 x H 20  
inch L 22 x W 13.8 x H 7.9

**legno impiallacciato - veneer**



**cod. 16.25**  
cm L 112 x P 35 x H 20  
inch L 44.1 x W 13.8 x H 7.9

**legno impiallacciato - veneer**



**cod. 16.26**  
cm L 124 x P 35 x H 20  
inch L 48.8 x W 13.8 x H 7.9

**legno impiallacciato - veneer**

## RIPIANI | SHELVES



**cod. 16.27**  
cm L 100 x P 35 x H 1  
inch L 39.4 x W 13.8 x H 0.4

**crystallo - glass**



**cod. 16.28**  
cm L 112.5 x P 35 x H 1  
inch L 44.3 x W 13.8 x H 0.4

**crystallo - glass**



**cod. 16.29**  
cm L 125 x P 35 x H 1  
inch L 49.2 x W 13.8 x H 0.4

**crystallo - glass**

BASE PER VERSIONE FREE  
STANDING | BASE FOR  
FREE-STANDING VERSION

**cod. 16.23**  
cm L 125 x P 38 x H 2  
inch L 49.2 x W 15 x H 0.8

**legno - wood**



**cod. 16.24**  
cm L 225 x P 38 x H 2  
inch L 88.6 x W 15 x H 0.8

**legno - wood**



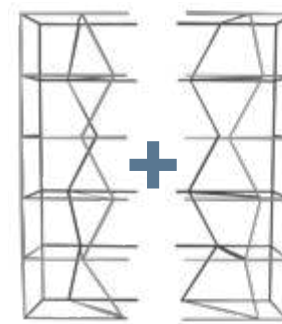
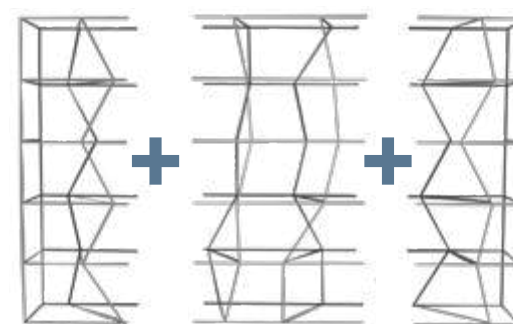
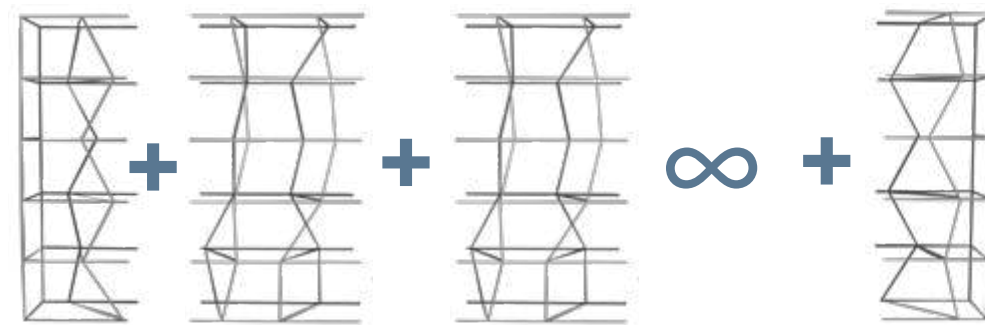
**cod. 16.59**  
cm L 325 x P 42 x H 3  
inch L 128 x W 16.5 x H 1.2

**legno - wood**

## LEXINGTON

Libreria con struttura in acciaio laccato, disponibile in versione fissa a parete o free standing su base in legno laccato opaco. Possibilità di comporre la lunghezza desiderata unendo i moduli disponibili. Ripiani in acciaio laccato, acciaio laccato accoppiato a SuperCeramica o SuperMarmo, acciaio rivestito in cuoio con cuciture in tinta o a contrasto, legno impiallacciato, cristallo trasparente extrachiario o fumè.

*Metal bookcase, available both fixed and free standing on a matt lacquered wood base. Possibility to compose the desired length by combining the different modules.*  
*Shelves in lacquered metal, lacquered metal matched with SuperCeramic or SuperMarble metal covered in hide leather with matching or contrast stitching, veneer wood, transparent extra-clear glass or transparent smoke grey glass.*

COMPONIBILITÀ |  
MODULARITYMODULI LATERALI DX-SX  
SIDE MODULAR ELEMENTSMODULO CENTRALE  
CENTRAL MODULAR ELEMENT

**VANITY SCRITTOIO / DESK**  
**COD. 06.45**

- > STRUTTURA M055 NERO OPACO
- > DETTAGLI DECORATIVI M325 ORO
- > PIANO CM003 SUPERMARMO ARABESCATO LUCIDO
- > SUPPORTO PIANO E CASSETTO L092 LEGNO LACCATO OPACO RUGGINE
- > FRAME M055 MATT BLACK
- > DECORATIVE DETAILS M325 GOLD
- > TOP CM003 GLOSSY ARABESCATO SUPERMARBLE
- > DRAWER AND TOP SUPPORT L092 RUST MATT LACQUERED WOOD

- PUFFOSO POUFF / OTTOMAN**  
**COD. PFF000101**
- > STRUTTURA M325 ORO
  - > RIVESTIMENTO TVE14 VELLUTO CRIGIO CHIARO
  - > FRAME M325 GOLD
  - > UPHOLSTERY TVE14 LIGHT GREY VELVET

SULLA DESTRA / ON THE RIGHT

**VANITY SCRITTOIO / DESK**  
**COD. 06.49**

- > STRUTTURA M327 NERO PROFONDO LUCIDO
- > DETTAGLI DECORATIVI M325 ORO
- > PIANO CM005 SUPERMARMO NOIR DESIR LUCIDO
- > SUPPORTO PIANO E CASSETTO L090 LEGNO LACCATO NERO
- > FRAME M327 GLOSSY BLACK
- > DECORATIVE DETAILS M325 GOLD
- > TOP CM005 GLOSSY NOIR DESIR SUPERMARBLE
- > DRAWER AND TOP SUPPORT L090 BLACK LACQUERED WOOD



NELLA PAGINA ACCANTO /  
ON THE RIGHT

**VANITY SCRITTOIO / DESK**  
**COD. 06.46**

- > STRUTTURA M306 BIANCO
- > PIANO E CASSETTO L054 MELAMINICO MATERICO CEMENTO NATURALE
- > M325 ORO
- > FRAME M306 WHITE
- > TOP AND DRAWER L054 MELAMINE NATURAL CONCRETE
- > M325 GOLD

**MOOD SEDIA / CHAIR**  
**COD. 34.09**

- > STRUTTURA M028 OTTONE SCURO
- > SCOCCA Z006 POLIPROPILENE CRIGIO CHIARO
- > TN001 WATERPROOF NABUK BIANCO
- > FRAME M028 DARK BRASS
- > SHELL Z006 LIGHT GREY POLYPROPYLENE
- > TN001 WHITE WATERPROOF NABUK

**SWING LAMPADA / LAMP**  
**COD. 56.10**

- > STRUTTURA M055 NERO OPACO
- > PARALUME V005 VETRO SOFFIATO A MANO FUMÉ
- > FRAME M055 BLACK
- > LAMP SHADE V005 SMOKE HAND FLOATING GLASS

# VANITY

design Solido Studio

Scrittoio in versione con specchio e luce orientabili, in versione solo specchi o in versione scrittoio con portacarte. Struttura in acciaio laccato. Dettagli decorativi (piedini, maniglia cassetto, portacarte e supporti specchio e luce) in acciaio laccato. Piano in melaminico o SuperMarmo, cassetto in melaminico, supporto piano e cassetto in legno laccato.

*Desk with adjustable mirror and light, mirror only or desk with document holder. Metal frame, decorative details (feet, drawer's handle, mirror's and light's support and document holder) in lacquered steel. Melamine or SuperMarble top, melamine drawer, drawer and top support in matt lacquered wood.*



**cod. 06.44**  
cm L125 x P60 x H76/143  
inch L49.2 x W23.6 x H29.9/56.3



**cod. 06.45**  
cm L125 x P60 x H75/143  
inch L49.2 x W23.6 x H29.5/56.3



**cod. 06.46**  
cm L125 x P60 x H76/143  
inch L49.2 x W23.6 x H29.9/56.3



**cod. 06.47**  
cm L125 x P60 x H75/143  
inch L49.2 x W23.6 x H29.5/56.3



**cod. 06.48**  
cm L125 x P60 x H76/83  
inch L49.2 x W23.6 x H29.9/32.7



**cod. 06.49**  
cm L125 x P60 x H75/83  
inch L49.2 x W23.6 x H29.5/32.7



# ZAC

design R&D  
Bontempi Casa

Scrivania con struttura e 2 vaschette contenitive in acciaio laccato. Piano e 2 cassetti in legno impiallacciato. Sottomano in cuoio con cuciture in tinta o a contrasto.

*Desk with frame and 2 trays in lacquered steel. Top and 2 drawers in veneer wood. Desk pad in hide leather with matching or contrast stitching.*



**ZAC SCRIVANIO / DESK**  
**COD. 06.32**  
> STRUTTURA M328 OTTONE ANTICATO  
> PIANO L002 LEGNO IMPIALLACCIATO ROVERE SPESSART  
> FRAME M328 ACED BRASS  
> TOP L002 SPESSART OAK VENEER

**MILA POLTRONCINA / ARMCHAIR**  
**COD. 40.23**  
> STRUTTURA M328 OTTONE ANTICATO  
> TNO01 WATERPROOF NABUK BIANCO  
> FRAME M328 ACED BRASS  
> TNO01 WHITE WATERPROOF NABUK



**cod. 06.32**  
cm L 133 x P 67 x H 75/88  
inch L 52.4 x W 26.4 x H 29.5/34.6



**cod. 06.32SM**  
cm L 65 x P 45  
inch L 25.6 x W 17.7

# SECRET

design Luca Roccadadria


Scrivania con struttura e fascia esterna in acciaio laccato o rivestita in cuoio con cuciture in tinta o a contrasto. Composto da n. 3 sportellini porta oggetti in cuoio abbinati alla fascia esterna, piano in legno impiallacciato, anta ribalta in legno laccato o SuperMarmo.

*Desk with metal frame and outer edge in lacquered metal or covered in hide leather with contrast or matching stitching. Composed of n. 3 organizers with hide leather covers matching with the outer edge colour, composed of veneer wood top, flap for Secret compartment in matt lacquered wood or SuperMarble.*



**cod. 06.40**  
cm L112 x P50 x H76/85  
inch L44.1 x W19.7 x H29.9/33.5  
Fascia esterna acciaio laccato  
*Lacquered metal outer edge*

**cod. 06.41**  
cm L112 x P50 x H76/85  
inch L44.1 x W19.7 x H29.9/33.5  
Fascia esterna rivestita cuoio  
*Outer edge covered in hide leather*



**SECRET SCRIVANIO / DESK**  
**COD. 06.40**  
> STRUTTURA E FASCIA ESTERNA M328 OTTONE ANTICATO  
> PIANO L002 LEGNO IMPIALLACCIATOROVERE SPESSART  
> ANTA RIBALTA CM005 SUPERMARMO NOIR DESIR LUCIDO  
> FRAME AND OUTER EDGE M328 ACED BRASS  
> TOP L002 SPESSART OAK VENEER  
> FLAP FOR COMPARTMENT CM005 GLOSSY NOIR DESIR SUPERMARBLE

**FREAK SEDIA / CHAIR**  
**COD. 34.02**  
> STRUTTURA M328 OTTONE ANTICATO  
> FRAME M328 ACED BRASS

**FREAK CUSCINO / CUSHION**  
**COD. 34.02CUS**  
> TOU04 TESSUTO OUTDOOR CRIGIO MELANGE  
> TOU04 MÉLANGE GREY OUTDOOR FABRIC



**TAYLOR SCRITTOIO / DESK**  
**COD. 07.81**  
 > STRUTTURA M028 OTTONE SCURO  
 > PIANO Q032 CUIO BULGARO  
 CON CUCITURE ECRÙ  
 > FRAME M028 DARK BRASS  
 > TOP Q032 RUSSIAN HIDE LEATHER  
 WITH OFF-WHITE STITCHING

**BOSS SCABELLO / BARSTOOL**  
**COD. 07.82**  
 > STRUTTURA M028 OTTONE SCURO  
 > FRAME M028 DARK BRASS

NELLA PAGINA ACCANTO /  
 ON THE NEXT PAGE

**BOSS SCABELLO / BARSTOOL**  
**COD. 07.82OUT**  
 > STRUTTURA M306X BIANCO  
 > STRUTTURA M097X GRIGIO CHIARO  
 > STRUTTURA M312X SABBIA  
 > STRUTTURA M310X ANTRACITE  
 > STRUTTURA M028X OTTONE SCURO

> FRAME M306X WHITE  
 > FRAME M097X LIGHT GREY  
 > FRAME M312X SAND  
 > FRAME M310X ANTHRACITE  
 > FRAME M028X DARK BRASS

**BOSS CUSCINO / CUSHION**  
**COD. 07.82CUS**  
 > RIVESTIMENTO T0U02 TESSUTO  
 OUTDOOR SABBIA  
 > UPHOLSTERY T0U02 SAND  
 OUTDOOR FABRIC




# TAYLOR & BOSS

design Pocci & Dondoli

Scrigno Taylor in acciaio laccato,  
 piano rivestito in cuoio con  
 cuciture in tinta o a contrasto.  
 Sgabello Boss con struttura in  
 acciaio laccato, anche versione  
 outdoor, con cuscino di seduta  
 optional imbottito e rivestito in  
 tessuto outdoor, pelle ecologica,  
 tessuto mambo, tessuto lulu,  
 waterproof nabuk, waterproof  
 nabuk stampato, pure virgin wool,  
 velluto, velluto tecnico, tessuto  
 decò, pelle premium. Bordino  
 in tinta.

*Desk with metal frame, top  
 covered in hide leather with  
 contrast or matching stitching.  
 Boss ottoman with metal  
 frame, also for outdoor, with  
 optional cushion upholstered  
 and covered in outdoor fabric,  
 eco leather, mambo fabric,  
 lulu fabric, waterproof nabuk,  
 waterproof printed nabuk, pure  
 virgin wool, velvet, technical  
 velvet, decò fabric, premium  
 nappa leather. Matching piping.*



**cod. 07.81**  
 cm L97 x P68 x H75  
 inch L38.2 x W26.8 x H29.5



**cod. 07.82**  
 cm L42 x P43 x H44  
 inch L16.5 x W16.9 x H17.3



**ESTERNO | OUTDOOR**  
**07.82OUT**

**CUSCINO | CUSHION**  
**07.82CUS**  
 cm L53 x P47 x H4  
 inch L20.9 x W18.5 x H1.6

**PLANET TAVOLINO / COFFEE TABLE**  
**COD. 08.44**

- > STRUTTURA M327 NERO PROFONDO LUCIDO
- > PIEDINI E CORNICI M328 OTTONE ANTICATO
- > PIANO CM004 SUPERMARMO ONICE PERLA LUCIDO
- > FRAME M327 GLOSSY BLACK
- > FEET AND TOPS EDGE M328 ACED BRASS
- > TOP CM004 GLOSSY ONICE PERLA SUPERMARBLE

**PLANET TAVOLINO / COFFEE TABLE**  
**COD. 08.43**

- > STRUTTURA M328 OTTONE ANTICATO
- > PIEDINI E CORNICI M327 NERO PROFONDO LUCIDO
- > PIANO CM004 SUPERMARMO ONICE PERLA LUCIDO
- > FRAME M328 ACED BRASS
- > FEET AND TOPS EDGE M327 GLOSSY BLACK
- > TOP CM004 GLOSSY ONICE PERLA SUPERMARBLE

**CLARA POLTRONA / ARMCHAIR**  
**COD. 40.91**

- > STRUTTURA M328 OTTONE ANTICATO
- > RIVESTIMENTO TR503T PELLE PREMIUM TESTA DI MORO
- > FRAME M328 ACED BRASS
- > UPHOLSTERY TR503T DARK BROWN PREMIUM NAPPA LEATHER



# PLANET

design Solido Studio

Tavolino con struttura in acciaio laccato, dettagli decorativi (pedini e cornici piani) in acciaio laccato. Piano inferiore e superiore orientabili in cristallo laccato lucido, cristallo antigraffio opaco, SuperMarma.

*Coffee table with lacquered metal frame. Decorative details (feet and tops edge) in lacquered metal frame. Adjustable upper and lower top in glossy glass, velvet matt anti-scratch glass, SuperMarble.*

**PLANET TAVOLINO / COFFEE TABLE**  
**COD. 08.42**

- > STRUTTURA M306 BIANCO
- > PIEDINI E CORNICI M325 ORO
- > PIANI CM004 SUPERMARMO ONICE PERLA LUCIDO
- > FRAME M306 WHITE
- > FEET AND TOPS EDGE M325 GOLD
- > TOP CM004 GLOSSY ONICE PERLA SUPERMARBLE

**COD. 08.42**

- > STRUTTURA M326 ARGENTO NATURALE
- > PIEDINI E CORNICI M326 ARGENTO NATURALE
- > PIANI CM006 SUPERMARMO CRIGIO VENATO BIANCO LUCIDO
- > FRAME M326 NATURAL SILVER
- > FEET AND TOPS EDGE M326 NATURAL SILVER
- > TOP CM006 GLOSSY GREY WHITE-VEINED SUPERMARBLE



**cod. 08.42**  
cm L82 x P82 x H60/29  
inch L32.3 x W32.3 x H23.6



**cod. 08.44**  
cm Ø82 x H29  
inch Ø32.3 x W11.4



**cod. 08.43**  
cm Ø44 x H43  
inch Ø17.3 x W16.9

## LIFT

design R&D  
Bontempi Casa

Tavolino regolabile in altezza con struttura (base, gamba e cornice piano) in acciaio laccato, tubo interno laccato nero lucido, piano in cristallo lucido o opaco, SuperMarmo.

*Height adjustable coffee table with lacquered metal frame (base, leg and tops edge), glossy black lacquered inner tube, top in glossy or velvet matt anti-scratch glass, SuperMarble.*



LIFT TAVOLINO / COFFEE TABLE  
**COD. 08.39**  
> STRUTTURA M028 OTTONE SCURO  
> PIANO C152 CRISTALLO LACCATO NERO LUCIDO  
> FRAME M028 DARK BRASS  
> TOP C152 GLOSSY BLACK LACQUERED GLASS



**cod. 08.39**  
cm Ø34 x H50/82  
inch Ø13.4 x H19.7/32.3

## KITO

design R&D  
Bontempi Casa

Tavolino in acciaio laccato.

*Coffee table in lacquered metal.*



KITO TAVOLINO / COFFEE TABLE  
**COD. 06.35**  
> M328 OTTONE ANTICATO  
> M028 OTTONE SCURO  
> M327 NERO PROFONDO LUCIDO  
> M326 ARGENTO NATURALE  
> M325 ORO  
> M328 AGED BRASS  
> M028 DARK BRASS  
> M327 GLOSSY BLACK  
> M326 NATURAL SILVER  
> M325 GOLD



**cod. 06.35**  
cm L 35 x P 32 x H 45  
inch L 13.8 x W 12.6 x H 17.7

**FLEXUS TAVOLINO / COFFEE TABLE**  
**COD. 07.78**  
 > STRUTTURA M314 GIALLO  
 > PIANO Q504 CUIO BULGARO

> FRAME M314 YELLOW  
 > TOP Q504 RUSSIAN HIDE LEATHER

**COD. 07.77**  
 > STRUTTURA M327 NERO  
 PROFONDO LUCIDO

> PIANO Q436 CUIO AZZURRO POLVERE  
 > FRAME M327 GLOSSY BLACK  
 > TOP Q436 BLUE GREY HIDE LEATHER

**COD. 07.78**  
 > STRUTTURA M326 ARGENTO  
 NATURALE  
 > PIANOC.160S CRISTALLO RUGGINE  
 LUCIDO

> FRAME M326 NATURAL SILVER  
 > TOP C.160S GLOSSY RUST GLASS

**COD. 07.79**  
 > STRUTTURA M326 ARGENTO  
 NATURALE  
 > PIANO Q435 CUIO GRIGIO  
 CHIARO

> FRAME M326 NATURAL SILVER  
 > TOP Q435 LIGHT GREY HIDE LEATHER

**COD. 07.79**  
 > STRUTTURA M306 BIANCO  
 > PIANO C.162 CRISTALLO BLU  
 LUCIDO

> FRAME M306 WHITE  
 > TOP C.162 GLOSSY BLUE GLASS

**COD. 07.77**  
 > STRUTTURA M327 NERO  
 PROFONDO LUCIDO  
 > PIANO Q438 CUIO GRANATA  
 > FRAME M327 GLOSSY BLACK  
 > TOP Q438 BROWN RED HIDE  
 LEATHER



## FLEXUS

design Contromano

Tavolino con struttura in acciaio laccato, piano in cristallo laccato lucido, cristallo antigraffio opaco, cuoio con cuciture in tinta o a contrasto.

*Coffee table with lacquered metal frame, top in glossy lacquered glass, matt anti-scratch lacquered glass, hide leather with contrast or matching stitching.*

**FLEXUS TAVOLINO / COFFEE TABLE**  
**COD. 07.79**  
 > STRUTTURA M028 OTTONE SCURO  
 > PIANO Q032 CUIO BULGARO  
 CON CUCITURE ECRÙ

> FRAME M028 DARK BRASS  
 > TOP Q032 RUSSIAN HIDE LEATHER  
 WITH OFF-WHITE STITCHING



**cod. 07.77**  
 cm L49 x P49 x H43  
 inch L19.3 x W19.3 x H16.9



**cod. 07.78**  
 cm L79 x P79 x H29  
 inch L31.1 x W31.1 x H11.4



**cod. 07.79**  
 cm Ø69 x H43  
 inch Ø27.2 x H16.5



**cod. 07.80**  
 cm Ø110 x H29  
 inch Ø27.2 x H11.4



# LOOP

design Piero De Longhi

Tavolino con struttura in acciaio laccato, piano in cristallo trasparente extrachiaro o fumé.

*Coffee table with lacquered metal frame, top in transparent extra-clear glass or transparent smoke grey glass.*



LOOP TAVOLINO / COFFEE TABLE  
COD. 08.36

> STRUTTURA M327 NERO  
PROFONDO LUCIDO  
> PIANO C158 CRISTALLO  
TRASPARENTE FUMÉ  
> FRAME M327 GLOSSY BLACK  
> TOP C158 TRANSPARENT SMOKE  
GREY GLASS

LOOP TAVOLINO / COFFEE TABLE  
COD. 08.35

> STRUTTURA M328 OTTONE  
ANTICATO  
> PIANO C157 CRISTALLO  
TRASPARENTE EXTRACHIAIRO  
> FRAME M328 AGED BRASS  
> TOP C157 TRANSPARENT EXTRA-  
CLEAR GLASS



cod. 08.35  
cm L135 x P70 x H32  
inch L53.1 x W27.6 x H12.6



cod. 08.36  
cm L90 x P90 x H32  
inch L35.4 x W35.4 x H12.6

# TOKIO

design Marco Corti

Collezione di tavolini con struttura in acciaio laccato, piano in legno impiallacciato, cristallo laccato lucido, cristallo antigraffio opaco, SuperCeramica o SuperMarmo.

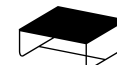
*Collection of coffee tables with metal frame, top in veneer wood, glossy glass, matt anti-scratch lacquered glass, SuperCeramic or SuperMarble.*



cod. 08.15  
cm L90 x P60 x H30  
inch L35.4 x W23.6 x H11.8



cod. 08.16  
cm L90 x P60 x H40  
inch L35.4 x W23.6 x H15.7



cod. 08.17  
cm L100 x P100 x H40  
inch L39.4 x W39.4 x H15.7



cod. 08.18  
cm L40 x P40 x H40  
inch L15.7 x W15.7 x H15.7



cod. 08.19  
cm L45 x P45 x H45  
inch L17.7 x W17.7 x H17.7



cod. 08.20  
cm L50 x P50 x H50  
inch L19.7 x W19.7 x H19.7

TOKIO TAVOLINO / COFFEE TABLE  
COD. 08.18 - 08.19 - 08.20

> STRUTTURA M326 ARGENTO  
NATURALE  
> PIANO C158 CRISTALLO  
TRASPARENTE FUMÉ

> FRAME M326 NATURAL SILVER  
> TOP C158 TRANSPARENT SMOKE  
GREY GLASS



# TIFFANY

design Marco Corti

Tavolino con struttura in legno massello, piano in acciaio laccato. Vassoio opzionale in alluminio laccato.

*Coffee table with solid wood frame stained and lacquered steel top. Optional tray for Tiffany table in lacquered aluminium.*

**TIFFANY TAVOLINO / COFFEE TABLE**  
**COD. 07.33**  
> STRUTTURA L002 LEGNO MASSELLO ROVERE SPESSART  
> PIANO M028 OTTONE SCURO  
> FRAME L002 SPESSART OAK SOLID WOOD  
> TOP M028 DARK BRASS

**TIFFANY VASSOIO / TRAY**  
**COD. 07.33VA**  
> STRUTTURA M028 OTTONE SCURO  
> FRAME M028 DARK BRASS

**TIFFANY TAVOLINO / COFFEE TABLE**  
**COD. 07.33**  
> STRUTTURA L002 LEGNO MASSELLO ROVERE SPESSART  
> PIANO M026 ARGENTO NATURALE  
> FRAME L002 SPESSART OAK SOLID WOOD  
> TOP M326 NATURAL SILVER



**cod. 07.33**  
cm L78 x P47 x H43  
inch L30.7 x W18.5 x H16.9



**cod. 07.33VA**  
cm L48 x P41 x H4  
inch L18.9 x W16.1 x H1.6



**cod. 07.62**  
cm L98 x P47 x H43  
inch L38.6 x W18.5 x H16.9



**cod. 07.62VA**  
cm L68 x P41 x H4  
inch L26.8 x W16.1 x H1.6

# BASALTO

design Roberto  
Giacomucci

Tavolino regolabile in altezza con struttura in acciaio laccato, vite in massello di frassina, piano in legno laccato opaco o legno impiallacciato.

*Coffee table with adjustable height. Screw in solid wood ash. Steel lacquered frame. Top in matt lacquered wood or veneer wood.*

**BASALTO TAVOLINO / COFFEE TABLE**  
**COD. 07.34**  
> STRUTTURA M097 GRIGIO CHIARO  
> PIANO L079 LEGNO LACCATO BIANCO OPACO  
> FRAME M097 LIGHT GREY  
> TOP L079 MATT WHITE LACQUERED WOOD

**BASALTO TAVOLINO / COFFEE TABLE**  
**COD. 07.34**  
> STRUTTURA M097 GRIGIO CHIARO  
> PIANO L084 LEGNO LACCATO SABBIA OPACO  
> FRAME M097 LIGHT GREY  
> TOP L084 MATT SAND LACQUERED WOOD



**cod. 07.34**  
cm Ø45 x H47/68  
inch Ø17.7 x H18.5/26.8

# ESA

design Roberto  
Giacomucci

Tavolino con struttura in legno  
massello e piano in acciaio  
laccato.

*Coffee table with solid wood  
frame stained and lacquered  
metal top.*

**ESA TAVOLINO / COFFEE TABLE**  
**COD. 07.35**  
> STRUTTURA L006 LEGNO MASSELLO  
NOCE  
> PIANO M306 BIANCO  
> FRAME L006 WALNUT SOLID WOOD  
> TOP M306 WHITE

**COD. 07.36**  
> STRUTTURA L109 LEGNO MASSELLO  
ROVERE NATURALE  
> PIANO M306 BIANCO  
> FRAME L109 NATURAL OAK SOLID  
WOOD  
> TOP M306 WHITE

**COD. 07.35 . 07.36**  
> STRUTTURA L002 LEGNO MASSELLO  
ROVERE SPESSART  
> PIANO MC03 MULTICOLOR  
ELEGANT  
> FRAME L002 SPESSART OAK SOLID  
WOOD  
> TOP MC03 MULTICOLOR ELEGANT



**cod. 07.35**  
cm L54 x P48 x H43  
inch L21.3 x W18.9 x H16.9



**cod. 07.36**  
cm L54 x P48 x H56  
inch L21.3 x W18.9 x H22

# ALFRED

design Roberto Giacomucci

Tavolino con struttura portariviste  
in acciaio laccato, piano in legno  
impiallacciato o legno laccato.

*Coffee table with lacquered  
steel magazine-rack, top in  
wood veneer or lacquered  
wood.*

**ALFRED TAVOLINO / COFFEE TABLE**  
**COD. 07.37**  
> STRUTTURA M326 ARGENTO  
NATURALE  
> PIANO L079 LEGNO LACCATO  
BIANCO OPACO  
> FRAME M326 NATURAL SILVER  
> TOP L079 MATT WHITE LACQUERED  
WOOD

> STRUTTURA M028 OTTONE SCURO  
> PIANO L009 LEGNO  
IMPIALLACCIATO ROVERE NATURALE  
> FRAME M028 DARK BRASS  
> TOP L009 NATURAL OAK VENEER



**cod. 07.37**  
cm Ø45 x H49  
inch Ø17.7 x H19.3



# DIAGONAL

design R&D  
Bontempi Casa

Collezione di tavolini con struttura in acciaio laccato, piano in cristallo laccato lucido o cristallo antigraffio opaco.

*Collection of coffee tables with lacquered metal frame, top in glossy glass or matt anti-scratch glass.*



**DIAGONAL TAVOLINO / COFFEE TABLE COD. 06.01**  
> STRUTTURA M310 ANTRACITE  
> PIANO C183S CRISTALLO VELVET ANTIGRAFFIO ANTRACITE OPACO  
> FRAME M310 ANTHRACITE  
> TOP C183S VELVET MATT ANTI-SCRATCH ANTHRACITE GLASS

**PUFFOSO POUFF / OTTOMAN COD. PFF000101**  
> STRUTTURA M326 ARGENTO NATURALE  
> RIVESTIMENTO TVE11 VELLUTO BLU PAVONE  
> FRAME M326 NATURAL SILVER  
> UPHOLSTERY TVE11 PEACOCK BLUE VELVET



**cod. 06.01**  
cm L120 x P65 x H32  
inch L47.2 x W25.6 x H12.6



**cod. 06.02**  
cm L120 x P65 x H42  
inch L47.2 x W25.6 x H16.5



**cod. 06.04**  
cm L90 x P54 x H32  
inch L35.4 x W21.3 x H12.6



**cod. 06.05**  
cm L90 x P54 x H42  
inch L35.4 x W21.3 x H16.5



**cod. 06.07**  
cm L75 x P75 x H32  
inch L29.5 x W29.5 x H12.6



**cod. 06.08**  
cm L75 x P75 x H42  
inch L29.5 x W29.5 x H16.5

# PATTERN

design Marco Corti

Tavolino/pouff portaviste in acciaio laccato lavorato, anche per esterno.

*Coffee table/ottoman magazine rack in patterned steel, also for outdoor use.*



**PATTERN TAVOLINO / COFFEE TABLE COD. 07.38OUT**  
> M097X CRIGIO CHIARO  
> M097X LIGHT GREY

**COD. 07.39OUT**  
> M310X ANTRACITE  
> M310X ANTHRACITE

**COD. 07.38**  
> M312 SABBIA  
> M312 SAND

**COD. 07.39**  
> M306 BIANCO  
> M306 WHITE



**cod. 07.38**  
cm L45 x P40 x H 30  
inch L17.7 x W15.7 x H11.8



**cod. 07.39**  
cm L45 x P40 x H45  
inch L17.7 x W15.7 x H17.7



**ESTERNO | OUTDOOR**  
**cod. 07.38OUT**  
**cod. 07.39OUT**

# TAO

design Roberto  
Giacomucci

Tavolino in acciaio laccato,  
anche per esterno.

*Coffee table in metal, also for  
outdoor use.*



TAO TAVOLINO / COFFEE TABLE  
COD. 06.38

> STRUTTURA M328 OTTONE  
ANTICATO  
> FRAME M328 ACED BRASS

COD. 06.37

> STRUTTURA M327 NERO  
PROFONDO LUCIDO  
> FRAME M327 GLOSSY BLACK



cod. 06.37  
cm Ø38 x H42  
inch Ø15 x H16.5



cod. 06.38  
cm Ø50 x H50  
inch Ø19.7 x H19.7



ESTERNO | OUTDOOR

cod. 06.37OUT

cod. 06.38OUT

# MANHATTAN

design Daniele Molteni

Tavolino con struttura in acciaio  
laccato, piano superiore e  
inferiore in cristallo laccato lucido  
o cristallo antigraffio opaco.

*Coffee table with lacquered  
steel frame, top and base in  
glossy lacquered glass or matt  
anti-scratch lacquered glass.*



MANHATTAN TAVOLINO / COFFEE  
TABLE COD. 07.40

> STRUTTURA M028 OTTONE SCURO  
> PIANO C185S VELVET ANTIGRAFFIO  
NERO OPACO

> FRAME M028 DARK BRASS  
> TOP C185S VELVET MATT ANTI-  
SCRATCH BLACK GLASS

COD. 07.41

> STRUTTURA M325 ORO  
> PIANO C185S VELVET ANTIGRAFFIO  
NERO OPACO

> FRAME M325 GOLD  
> TOP C185S VELVET MATT ANTI-  
SCRATCH BLACK GLASS



cod. 07.40  
cm L30 x P30 x H40  
inch L11.8 x W11.8 x H15.7



cod. 07.41  
cm L30 x P30 x H60  
inch L11.8 x W11.8 x H23.6

# ELICA

design Studio 28

Tavolino con struttura in acciaio laccato, piano in cristallo laccato lucido o cristallo antigraffio opaco.

*Coffee table with lacquered metal frame, top in glossy lacquered glass or matt anti-scratch lacquered glass.*



ELICA TAVOLINO / COFFEE TABLE  
COD. 07.22  
> STRUTTURA M097 GRIGIO CHIARO  
> PIANO C186S CRISTALLO VELVET ANTIGRAFFIO GRIGIO CHIARO OPACO  
> FRAME M097 LIGHT GREY  
> TOP C186S VELVET MATT ANTI-SCRATCH LIGHT GREY GLASS



cod. 07.22  
cm Ø50 x H40  
inch Ø19.7 x H15.7



cod. 07.23  
cm Ø50 x H50  
inch Ø19.7 x H19.7

# IGLOO

design R&D  
Bontempi Casa

Tavolino a ponte in cristallo curvato trasparente o laccato lucido.

*Coffee table made of clear or glossy curved glass.*



IGLOO TAVOLINO / COFFEE TABLE  
COD. 06.70 - 06.71  
> STRUTTURA C193 CRISTALLO LACCATO TORTORA LUCIDO  
> FRAME C193 GLOSSY DOVE GREY LACQUERED GLASS

COD. 06.70 - 06.71  
> STRUTTURA C001 CRISTALLO TRASPARENTE  
> FRAME C001 CLEAR GLASS



cod. 06.70  
cm L48 x P44 x H38  
inch L18.9 x W17.3 x H15



cod. 06.71  
cm L40 x P40 x H36  
inch L15.7 x W15.7 x H14.2

# SIRT

design R&D  
Bontempi Casa

Tavolino con struttura in acciaio laccato, base e piano in cristallo spess. 12 mm in cristallo trasparente o cristallo laccato lucido.

*Coffee table with lacquered metal frame, top and base (thickness 12 mm) in clear glass or glossy lacquered glass.*



SIRT TAVOLINO / COFFEE TABLE

**COD. 07.46**

> STRUTTURA M028 OTTONE SCURO  
> PIANO C152 CRISTALLO LACCATO NERO LUCIDO

> FRAME M028 DARK BRASS  
> TOP C152 GLOSSY BLACK LACQUERED GLASS

SIRT TAVOLINO / COFFEE TABLE

**COD. 07.48**

> STRUTTURA M312 SABBIA  
> PIANO C193 CRISTALLO LACCATO TORTORA LUCIDO

> FRAME M312 SAND  
> TOP C193 GLOSSY DOVE GREY LACQUERED GLASS



# TOWER

design R&D  
Bontempi Casa

Tavolino con struttura in acciaio laccato, piano in legno impiallacciato, marmo naturale o laccato lucido.

*Coffee table with lacquered metal frame, top in veneer wood, natural marble or glossy lacquered wood.*



**cod. 07.46**  
cm Ø50 x H45  
inch Ø19.7 x H17.7



**cod. 07.48**  
cm Ø50 x H50  
inch Ø19.7 x H19.7



**cod. 07.48**  
cm Ø50 x H55  
inch Ø19.7 x H21.7

TOWER TAVOLINO / COFFEE TABLE

**COD. 06.64**

> STRUTTURA M028 OTTONE SCURO  
> PIANO MAM1 MARMO NATURALE DARK EMPERADOR

> FRAME M028 DARK BRASS  
> TOP MAM1 DARK EMPERADOR NATURAL MARBLE



**cod. 06.64**  
cm L30 x P30 x H67  
inch L11.8 x W11.8 x H26.4



**cod. 06.65**  
cm L40 x P40 x H67  
inch L15.7 x W15.7 x H26.4



# ARTISTICO

design Pocci & Dondoli

Tavolino con struttura in acciaio laccato. Piano in legno impiallacciato, cristallo trasparente, cristallo antigraffio opaco, SuperMarmo.

*Coffee table with lacquered metal frame. Top in veneer wood, clear glass, matt anti-scratch lacquered glass, SuperMarble.*

## ARTISTICO TAVOLINO / COFFEE TABLE COD. 07.76

- > STRUTTURA MC01 MULTICOLOR ELEGANT
- > PIANO L036 LEGNO IMPIALLACCIATO NOCE
- > FRAME MC01 MULTICOLOR ELEGANT
- > TOP L036 WALNUT VENEER

## ARTISTICO TAVOLINO / COFFEE TABLE COD. 07.74

- > STRUTTURA M306 BIANCO
- > PIANO C1.805 CRISTALLO VELVET ANTIGRAFFIO BIANCO OPACO
- > FRAME M306 WHITE
- > TOP C1.805 VELVET MATT ANTI-SCRATCH WHITE LACQUERED GLASS



FISSO | FIX

**cod. 07.75**  
cm L120 x P65 x H40  
inch L47.2 x W25.6 x H15.7



**cod. 07.76**  
cm L140 x P75 x H40  
inch L55.1 x W29.5 x H15.7



**cod. 07.87**  
cm L100 x P100 x H40  
inch L39.4 x W39.4 x H15.7



**cod. 07.74**  
cm Ø49 x H51  
inch Ø19.3 x H20.1



**cod. 07.88**  
cm Ø120 x H40  
inch Ø47.2 x H15.7







# MILLENNIUM

design Pocci & Dondoli

Tavolino con struttura in acciaio laccato, piano in legno impiallacciato, cristallo trasparente, cristallo antigraffio opaco, SuperMarmo.

*Coffee table with lacquered metal frame, top in veneer wood, clear glass, matt anti-scratch lacquered glass, SuperMarble.*

**MILLENNIUM TAVOLINO / COFFEE TABLE COD. 07.85**  
 > STRUTTURA M327 NERO PROFONDO LUCIDO  
 > PIANO C185S CRISTALLO VELVET ANTIGRAFFIO NERO OPACO  
 > FRAME M327 GLOSSY BLACK  
 > TOP C185S VELVET MATT ANTI-SCRATCH BLACK LACQUERED GLASS

**COD. 07.71**  
 > STRUTTURA M327 NERO PROFONDO LUCIDO  
 > PIANO C158 CRISTALLO TRASPARENTE FUMÉ  
 > FRAME M327 GLOSSY BLACK  
 > TOP C158 TRANSPARENT SMOKE GREY GLASS



FISSO | FIX

**cod. 07.72**  
 cm L 120 x P 65 x H 40  
 inch L 47.2 x W 25.6 x H 15.7



**cod. 07.73**  
 cm L 140 x P 75 x H 40  
 inch L 55.1 x W 29.5 x H 15.7



**cod. 07.84**  
 cm L 100 x P 100 x H 40  
 inch L 39.4 x W 39.4 x H 15.7



**cod. 07.71**  
 cm Ø 49 x H 50  
 inch Ø 19.3 x H 19.7



**cod. 07.85**  
 cm Ø 120 x H 40  
 inch Ø 47.2 x H 15.7



**HIP-HOP CONSOLLE / CONSOLE**  
**COD. 06.79**  
**COD. 06.83**  
**COD. 06.84**  
**COD. 06.85**  
 > STRUTTURA M312 SABBIA  
 > PIANO C193 CRISTALLO LACCATO TORTORA LUCIDO  
 > FRAME M312 SAND  
 > TOP C193 GLOSSY DOVE GREY GLASS



## HIP-HOP

design Studio 28

Consolle con struttura in acciaio laccato e due piani in cristallo laccato lucido o cristallo antigraffio opaco.

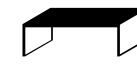
*Console with lacquered metal frame and two tops in glossy lacquered glass or matt anti-scratch lacquered glass.*

**HIP-HOP CONSOLLE / CONSOLE**  
**COD. 06.86**  
 > STRUTTURA G093 CROMO  
 > PIANO C196 CRISTALLO LACCATO ANTRACITE LUCIDO  
 > FRAME G093 CHROMO  
 > TOP C196 GLOSSY ANTHRACITE LACQUERED GLASS

**POP LAMPADA / LAMP**  
**COD. 56.18**  
 > BASE M325 ORO  
 > BASE M325 GOLD



**cod. 06.76**  
 cm L100 x P100 x H40  
 inch L39.4 x W39.4 x H15.7



**cod. 06.78**  
 cm L120 x P60 x H40  
 inch L47.2 x W23.6 x H15.7



**cod. 06.79**  
 cm L90 x P60 x H30  
 inch L35.4 x W23.6 x H11.8



**cod. 06.80**  
 cm L90 x P60 x H40  
 inch L35.4 x W23.6 x H15.7



**cod. 06.83**  
 cm L60 x P52 x H60  
 inch L23.6 x W20.5 x H23.6



**cod. 06.84**  
 cm L50 x P50 x H50  
 inch L19.7 x W19.7 x H19.7



**cod. 06.85**  
 cm L40 x P40 x H40  
 inch L15.7 x W15.7 x H15.7



**cod. 06.87**  
 cm L100 x P35 x H80  
 inch L39.4 x W13.8 x H31.5



**cod. 06.86**  
 cm L100 x P35 x H80  
 inch L39.4 x W13.8 x H31.5

# FLOWER

design Studio 28

Tavolino con piano sagomato e struttura in acciaio laccato.

*Coffee table with shaped top and lacquered metal frame.*



**FLOWER TAVOLINO / COFFEE TABLE**  
**COD. 07.18**

> STRUTTURA E PIANO M314 GIALLO  
> FRAME AND TOP M314 YELLOW

**COD. 07.16**  
> STRUTTURA E PIANO M097 CRIGIO CHIARO  
> FRAME AND TOP M097 LIGHT GREY



**cod. 07.18**  
cm L 48 x P 48 x H 45  
inch L 18.9 x W 18.9 x H 17.7

**cod. 07.16**  
cm L 48 x P 48 x H 55  
inch L 18.9 x W 18.9 x H 21.7

# FAN

design Roberto  
Giacomucci

Portariviste in acciaio lavorato.

*Steel magazine rack.*



**FAN PORTARIVISTE / MAGAZINE RACK**  
**COD. 08.30**

> M326 ARGENTO NATURALE  
> M327 NERO PROFONDO LUCIDO  
> M328 OTTONE ANTICATO

> M326 NATURAL SILVER  
> M327 GLOSSY BLACK  
> M328 AGED BRASS



**cod. 08.30**  
cm L 53 x P 26 x H 27  
inch L 20.9 x W 10.2 x H 10.6

# PUFFOSO

design Bernhardt&Vella

Pouff con struttura in acciaio laccato, imbottito e rivestito in pelle ecologica, tessuto mambo, velluto tecnico, tessuto lulù, waterproof nabuk, waterproof nabuk stampato, pure virgin wool, velluto, tessuto decò, Kvadrat Field o Coda, pelle premium.

*Ottoman with lacquered metal frame, upholstered and covered in eco leather, technical velvet, mambo fabric, lulù fabric, waterproof nabuk, waterproof printed nabuk, pure virgin wool, velvet, decò fabric, Kvadrat Field or Coda, premium nappa leather.*

**PUFFOSO POUFF COD. PFF000101**  
> STRUTTURA M325 ORO  
> RIVESTIMENTO TKC05 KVADRAT CODA VERDE SALVIA  
> FRAME M325 GOLD  
> UPHOLSTERY TKC05 SAGE GREEN KVADRAT CODA

**COD. PFF000101**  
> STRUTTURA M327 NERO PROFONDO LUCIDO  
> RIVESTIMENTO TVE07 VELLUTO SENAPE  
> FRAME M327 GLOSSY BLACK  
> UPHOLSTERY TVE07 MUSTARD VELVET

**COD. PFF000101**  
> STRUTTURA M326 ARGENTO NATURALE  
> RIVESTIMENTO TVE06 VELLUTO TERRACOTTA  
> FRAME M326 NATURAL SILVER  
> UPHOLSTERY TVE06 TERRACOTTA VELVET



**cod. PFF000101**  
cm Ø 46 x H55  
inch Ø 18.1 x H21.7

# UCHI & BADU

design R&D  
Bontempi Casa

Pouff imbottito e rivestito in pelle ecologica, tessuto mambo, tessuto lulù, waterproof nabuk, waterproof nabuk stampato, pure virgin wool.

*Ottoman upholstered and covered in eco leather, mambo fabric, lulù fabric, waterproof nabuk, waterproof printed nabuk, pure virgin wool.*

**BADU POUFF COD. BAD000101**  
> RIVESTIMENTO TVE11 VELLUTO BLU PAVONE  
> RIVESTIMENTO TVE09 VELLUTO VERDE SMERALDO  
> UPHOLSTERY TVE11 PEACOCK BLUE VELVET  
> UPHOLSTERY TVE09 EMERALD GREEN VELVET

**UCHI POUFF COD. UCH000101**  
> RIVESTIMENTO TR517 PELLE ECOLOGICA ANTRACITE  
> UPHOLSTERY TR517 ANTHRACITE ECO LEATHER

**UCHI POUFF COD. UCH000101**  
> RIVESTIMENTO TNS08 WATERPROOF NABUK STAMPATO PIED DE POULE SALT & PEPE  
> UPHOLSTERY PIED DE POULE SALT & PEPPER WATERPROOF PRINTED NABUK



**cod. UCH000101 UCHI**  
cm L 40 x P 40 x H 43  
inch L 15.7 x W 15.7 x H 16.9



**cod. BAD000101 BADU**  
cm Ø 40 x H 43  
inch Ø 15.7 x H 16.9

# OSAKA

design Studio 28

Mensole in cristallo curvato trasparente, sabbiato o blu.

*Glass shelves in transparent, sandblasted or blue glass.*



OSAKA MENSOLA / SHELF  
COD. 09.03 - 09.04 - 09.05  
> C001 CRISTALLO TRASPARENTE  
> C001 TRANSPARENT GLASS



cod. 09.03  
cm L120 x P25 x H39  
inch L47.2 x W9.8 x H15.4



cod. 09.04  
cm L90 x P25 x H29  
inch L35.4 x W9.8 x H11.4



cod. 09.05  
cm L60 x P25 x H19  
inch L23.6 x W9.8 x H7.5



cod. 09.06  
cm L120 x P25 x H68  
inch L47.2 x W9.8 x H26.8

# WING

design R&D  
Bontempi Casa

Mensola in cristallo curvato trasparente, serigrafato bianco lucido o laccato nero lucido.

*Shelves in transparent, gloss white lacquered or gloss black lacquered glass.*



WING MENSOLA / SHELF  
COD. 09.08  
> C001 CRISTALLO TRASPARENTE  
> C001 TRANSPARENT GLASS

WING MENSOLA / SHELF  
COD. 09.08  
> C106 CRISTALLO SERIGRAFATO BIANCO LUCIDO  
> C106 GLOSSY WHITE LACQUERED GLASS

SQUARE SPECCHIO / MIRROR  
COD. 09.19  
> C106 CRISTALLO SERIGRAFATO BIANCO LUCIDO  
> C106 GLOSSY WHITE LACQUERED GLASS



cod. 09.08  
cm L100 x P21 x H10  
inch L39.4 x W8.3 x H3.9

# ZEN

design Solido Studio

Mensola posizionabile verticalmente o orizzontalmente, composta da 3 elementi. Schiena in supermarmo, fianco e ripiano in cristallo fumé.

*Shelf positioned vertically or horizontally, composed of 3 elements. Back in supermarble, side and shelf in transparent smoke grey glass.*

## ZEN MENSOLA / SHELF COD. 09.52

- > SCHIENA CM005 SUPERMARMO NOIR DESIR LUCIDO
- > FIANCO E RIPIANO C158 CRISTALLO TRASPARENTE FUMÉ
- > BACK CM005 GLOSSY NOIR DESIR SUPERMARBLE
- > SIDE AND SHELF C158 TRANSPARENT SMOKE GREY GLASS

## POLO SEDIA / CHAIR COD. 34.63R

- > STRUTTURA L006 LEGNO MASSELO NOCE
- > RIVESTIMENTO TKC06 TESSUTO KVADRAT CODA DENIM
- > FRAME L006 WALNUT SOLID WOOD
- > UPHOLSTERY TKC06 DENIM KVADRAT CODA FABRIC

## ZEN MENSOLA / SHELF COD. 09.52

- > SCHIENA CM003 SUPERMARMO ARABESCATO LUCIDO
- > FIANCO E RIPIANO C158 CRISTALLO TRASPARENTE FUMÉ
- > BACK CM003 GLOSSY ARABESCATO SUPERMARBLE
- > SIDE AND SHELF C158 TRANSPARENT SMOKE GREY GLASS



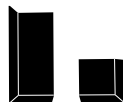
**cod. 09.51**  
cm L33 x P24 x H33  
inch L13 x W9.4 x H13



**cod. 09.52**  
cm L76 x P24 x H33  
inch L29.9 x W9.4 x H13



**cod. 09.53**  
cm L109 (76+33) x P24 x H33  
inch L42.9 (29.9+13) x W9.4 x H13



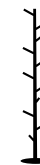
**cod. 09.54**  
cm L66 (33+33) x P24 x H76  
inch L26 (13+13) x W9.4 x H29.9

# ALGA

design Roberto  
Giacomucci

Appendiabiti con ganci orientabili in acciaio laccato.

*Lacquered steel coat hanger with adjustable hooks.*



**cod. 07.56**  
cm Ø40 x H186  
inch Ø15.7 x H73.2

**ALGA APPENDIABITI CON GANCI ORIENTABILI / COAT HANGER WITH ADJUSTABLE HOOKS**

**COD. 07.56**  
> STRUTTURA M312 SABBIA  
> FRAME M312 SAND

# HULA

design Roberto  
Giacomucci

Appendiabiti in acciaio laccato.

*Lacquered steel coat hanger.*

**HULA** APPENDIABITI / COAT HANGER  
**COD. 07.83**  
> STRUTTURA M327 NERO  
PROFONDO LUCIDO  
> FRAME M327 GLOSSY BLACK

**PENELOPE** SEDIA CON BRACCIOLI /  
CHAIR WITH ARMS **COD. 34.05**  
> STRUTTURA M327 NERO  
PROFONDO LUCIDO  
> SEDUTA, SCHIENALE, BOTTONE  
E BRACCIOLI TR504T PELLE  
ECOLOGICA NERA  
> FRAME M327 GLOSSY BLACK  
> FRONT AND BACK COVER, BUTTON  
AND ARMS TR504T BLACK ECO  
LEATHER

**TIFFANY** TAVOLINO / COFFEE TABLE  
**COD. 07.62**  
> STRUTTURA L002 LEGNO MASSELLO  
ROVERE SPESSART  
> PIANO M318 CELESTE  
> FRAME L002 SPESSART OAK SOLID  
WOOD  
> TOP M318 LIGHT BLUE



**cod. 07.83**  
cm Ø35 x H180  
inch Ø13.8 x H70.9

# BATTISTA

design R&D  
Bontempi Casa

Appendiabiti in acciaio laccato.

*Lacquered steel coat hanger.*

**BATTISTA** APPENDIABITI /  
COAT HANGER  
**COD. 10.01**  
> M328 OTTONE ANTICATO  
> M328 AGED BRASS

**BOSS** SCABELLO / BARSTOOL  
**COD. 07.82**  
> STRUTTURA M328 OTTONE  
ANTICATO  
> FRAME M328 AGED BRASS

**BOSS** CUSCINO / CUSHION  
**COD. 07.82CUS**  
> RIVESTIMENTO TOU01 TESSUTO  
OUTDOOR VANIGLIA  
> UPHOLSTERY VANILLA OUTDOOR  
FABRIC



**cod. 10.01**  
cm Ø45 x H174  
inch Ø17.7 x H68.5

# CHIC

design Bernhardt&Vella

Portavivande su ruote con struttura in acciaio laccato, piano in cristallo trasparente, cristallo laccato lucido, cristallo antigraffio opaco, SuperMarmo.

*Food trolley with metal frame, top in transparent glass, glossy glass, matt anti-scratch glass, SuperMarble.*

SULLA SINISTRA / ON THE LEFT

**CHIC PORTAVIVANDE / FOOD TROLLEY**  
**COD. 08.40**  
> STRUTTURA M328 OTTONE ANTICATO  
> PIANO C158 CRISTALLO TRASPARENTE FUMÉ  
> FRAME M328 AGED BRASS  
> TOP C158 TRANSPARENT SMOKE GREY GLASS

SULLA DESTRA / ON THE RIGHT

**CHIC PORTAVIVANDE / TROLLEY**  
**COD. 08.40**  
> STRUTTURA M328 OTTONE ANTICATO  
> PIANO CM004 SUPERMARMO ONICE PERLA LUCIDO  
> FRAME M328 AGED BRASS  
> TOP CM004 GLOSSY ONICE PERLA SUPERMARBLE



**cod. 08.40**  
cm L81 x P39 x H75  
inch L63.0 x W35.4 x H29.5

# CLOE

design Pocci & Dondoli

Lampada da terra composta da base e asta in acciaio laccato e braccio orientabile e regolabile in alluminio laccato. Paralume in tessuto.

*Floor lamp composed of metal base and frame and adjustable arm in lacquered aluminium. Fabric lampshade.*

**CLOE LAMPADA / LAMP**  
**COD. 56.19**

> STRUTTURA BASE E ASTA M326 ARGENTO NATURALE  
> BRACCIO ORIENTABILE M055 NERO  
> PARALUME TEN08 TESSUTO NERO INTERNO BIANCO  
> BEAM AND BASE M326 NATURAL SILVER  
> ADJUSTABLE ARM M055 BLACK  
> LAMP SHADE TEN08 BLACK FABRIC WHITE INSIDE

**MAGO TAVOLO / TABLE**  
**COD. 01.36**

> STRUTTURA M312 SABBIA



> PIANO L058 MELAMINICO MATERICO CEMENTO SABBIA  
> FRAME 312 SAND  
> TOP L058 MELAMINE CONCRETE SAND

**GIPSY SEDIA / CHAIR**  
**COD. 40.09**  
> STRUTTURA Z039 POLIPROPILENE ANTRACITE  
> FRAME Z039 ANTHRACITE POLYPROPYLENE

**CLOE LAMPADA / LAMP**  
**COD. 56.19**  
> STRUTTURA BASE E ASTA M328 OTTONE ANTICATO

> BRACCIO ORIENTABILE M028 OTTONE SCURO  
> PARALUME TEN07 TESSUTO TORTORA INTERNO BIANCO  
> BEAM AND BASE M328 AGED BRASS  
> ADJUSTABLE ARM M028 DARK BRASS  
> LAMP SHADE TEN07 DOVE GREY WHITE INSIDE

**PATTERN TAVOLINO / COFFEE TABLE**  
**COD. 07.38 - 07.39**  
> M327 NERO PROFONDO LUCIDO  
> M327 GLOSSY BLACK



**cod. 56.19**  
cm L210 x P46 x H225  
inch L82.7 x W18.1 x H88.6



**STREGA LAMPADA / LAMP**  
**COD. 56.05**  
 > PARALUME TEN06 TESSUTO GRIGIO  
 CHIARO INTERNO ORO  
 > LAMP SHADE TEN06 LIGHT GREY  
 FABRIC GOLD INSIDE

**UNIVERSE TAVOLO / TABLE**  
**COD. 52.76**  
 > STRUTTURA M327 NERO  
 PROFONDO LUCIDO  
 > DETTAGLI M325 ORO  
 > PIANO L038 LEGNO  
 IMPIALLACCIATO ROVERE CARBONE  
 > FRAME M327 GLOSSY BLACK  
 > DETAILS M325 GOLD  
 > TOP L038 CHARCOAL OAK VENEER

**LAZY SUSAN**  
**COD. 07.95 Ø70**  
 > L038 LEGNO IMPIALLACCIATO  
 ROVERE CARBONE  
 > L038 CHARCOAL OAK VENEER

**CLARA SEDIA / CHAIR**  
**COD. 40.11**  
 > RIVESTIMENTO PRO2 PELLE PREMIUM  
 AVORIO  
 > UPHOLSTERY PRO2 IVORY PREMIUM  
 NAPPA LEATHER



# STREGA

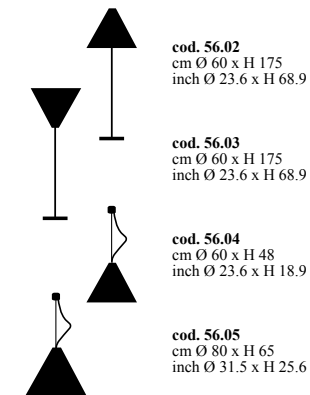
design Contromano

Programma lampade a  
 sospensione e a terra, con  
 struttura in acciaio laccato e  
 paralume in tessuto.

*Collection of ceiling and floor  
 lamps with metal lacquered  
 frame and fabric lampshade.*

**STREGA LAMPADA / LAMP**  
**COD. 56.02**  
 > STRUTTURA M328 OTTONE  
 ANTICATO  
 > PARALUME TEN04 TESSUTO BLU  
 INDICO INTERNO ORO  
 > FRAME M328 ACED BRASS  
 > LAMP SHADE TEN04 INDIGO BLUE  
 FABRIC GOLD INSIDE

**ENEAMADIA / SIDEBBOARD**  
**COD. 03.91**  
 > STRUTTURA C169 CRISTALLO SABBIA  
 > FRAME C169 SAND GLASS



# FUNKY

design Marco Corti

Lampada a sospensione con rosone cromato e cavo trasparente. Struttura in acciaio laccato. Paralume in vetro soffiato a mano.

*Pendant lamp with chromed ceiling rose and transparent cord. Lacquered metal frame. Hand floating glass.*

**FUNKY LAMPADA / CEILING LIGHT**  
**COD. 56.11**

- > STRUTTURA M055 NERO OPACO
- > PARALLUME VB05 VETRO SOFFIATO BALATON FUMÉ
- > FRAME M055 BLACK
- > LAMP SHADE VB05 BALATON FUMÉ FLOATING GLASS

**MAGNUM TAVOLO / TABLE**  
**COD. 52.43**

- > STRUTTURA PC003 CEMENTO ANTRACITE
- > PIANO L009 ROVERE NATURALE IMPIALACCIAIO
- > FRAME PC003 ANTHRACITE CONCRETE
- > TOP L009 NATURAL OAK VENEER

**FUNKY LAMPADA / CEILING LIGHT**  
**COD. 56.11**

- > STRUTTURA M328 OTTONE ANTICATO
- > PARALLUME VB05 VETRO SOFFIATO A MANO BALOTON FUMÉ
- > STRUTTURA M328 ACED BRASS
- > LAMP SHADE VB05 BALOTON SMOKE HAND FLOATING GLASS



**cod. 56.11**  
cm Ø22 x H26  
inch Ø8.7 x H10.2

# SOUL

design Marco Corti

Lampada a sospensione con rosone cromato e cavo trasparente. Struttura in acciaio laccato. Paralume in vetro soffiato a mano.

*Pendant lamp with chromed ceiling rose and transparent cord. Lacquered metal frame. Hand floating glass.*

**SOUL LAMPADA / LAMP**  
**COD. 56.12**

- > STRUTTURA M326 ARGENTO NATURALE
- > PARALLUME V004 VETRO SOFFIATO GIALLO PAGLIERINO
- > FRAME M326 NATURAL SILVER
- > LAMP SHADE V004 LIGHT YELLOW FLOATING GLASS

**ARTISTICO TAVOLO / TABLE**  
**COD. 20.64**

- > STRUTTURA M326 ARGENTO NATURALE
- > PIANO CM003A SUPERMARMO ARABESCATO LUCIDO
- > FRAME M326 NATURAL SILVER
- > TOP CM003A GLOSSY ARABESCATO SUPERMARBLE

**SOUL LAMPADA / LAMP**  
**COD. 56.12**

- > STRUTTURA M328 OTTONE ANTICATO
- > PARALLUME VB05 VETRO SOFFIATO A MANO BALOTON FUMÉ
- > STRUTTURA M328 ACED BRASS
- > LAMP SHADE VB05 BALOTON SMOKE HAND FLOATING GLASS



**cod. 56.12**  
cm Ø22 x H26  
inch Ø8.7 x H10.2

# SWING

design Marco Corti

Lampada a sospensione con rosone cromato e cavo trasparente. Struttura in acciaio laccato. Paralume in vetro soffiato a mano.

*Pendant lamp with chromed ceiling rose and transparent cord. Lacquered metal frame. Hand floating glass.*



SWING LAMPADA / LAMP

**COD. 56.10**

- > STRUTTURA M055 NERO OPACO
- > PARALUME V003 BLU CERULEO
- > FRAME M055 BLACK
- > LAMP SHADE V003 SKY BLUE GLASS

**COD. 56.10**

- > STRUTTURA M328 OTTONE ANTICATO
- > PARALUME VB05 BALOTON FUMÉ
- > FRAME M328 AGED BRASS
- > LAMP SHADE VB05 BALOTON SMOKE HAND FLOATING GLASS



**cod. 56.10**  
cm Ø22 x H26  
inch Ø08.7 x H10.2

# GLORIA

design Roberto  
Giacomucci

Lampada a sospensione con rosone laccato nero opaco e corpo laccato.

*Ceiling light with black ceiling rose and lacquered structure.*



**cod. 56.01**  
cm Ø36 x H44  
inch Ø14.2 x H17.3

GLORIA LAMPADA / LAMP

**COD. 56.01**

- > CORPO M328 OTTONE ANTICATO
- > STRUCTURE M328 AGED BRASS

# OLIMPIA

design Pocci & Dondoli

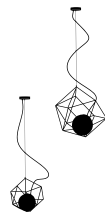
Lampada a sospensione con rosone laccato nero opaco e gabbia in acciaio laccato. Disponibile anche in versione mini.

*Ceiling light with black ceiling rose and lacquered structure. Olimpia mini version is also available.*

**OLIMPIA LAMPADA / LAMP**  
**COD. 56.15**  
**OLIMPIA MINI LAMPADA / LAMP**  
**COD. 56.16**  
> GABBIA M326 ARGENTO NATURALE  
> STRUCTURE M326 NATURAL SILVER

**SENSO TAVOLO / TABLE**  
**COD. 20.94**  
> STRUTTURA M327 NERO PROFONDO LUCIDO  
> INSERTI DECORATIVI C152G CRISTALLO LACCATO NERO LUCIDO  
> PIANO L036 LEGNO IMPIALLACCIATO NOCE  
> FRAME M327 GLOSSY BLACK  
> DECORATIVE INSERTS C152G GLOSSY BLACK LACQUERED GLASS  
> TOP L036 WALNUT VENEER

**MOOD SEDIA / CHAIR COD. 34.08**  
> STRUTTURA LEGNO L006 NOCE  
> DETTAGLI STRUTTURA M327 NERO PROFONDO LUCIDO  
> SCOCCA Z005 POLIPROPILENE NERO LACCATO SOFT VELVET  
> FRAME L006 WALNUT SOLID WOOD  
> FRAME DETAILS M327 GLOSSY BLACK  
> SHELL Z005 SOFT TOUCH BLACK POLYPROPYLENE



**cod. 56.15**  
cm L48 x P46 x H55  
inch L18.9 x W18.1 x H21.7

**cod. 56.16 MINI**  
cm L32 x P30 x H36  
inch L12.7 x W11.8 x H14.2

# PANDORA

design Pocci & Dondoli

Lampada a sospensione con rosone laccato nero opaco e corpo laccato. Disponibile anche in versione mini.

*Ceiling light with black ceiling rose and lacquered structure. Pandora mini version is also available.*

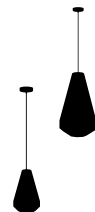


**PANDORA LAMPADA / CEILING LIGHT**  
**COD. 56.08**  
> CORPO M097 GRIGIO CHIARO  
> CORPO M328 OTTONE ANTICATO  
> STRUCTURE M097 LIGHT GREY  
> STRUCTURE M328 AGED BRASS

**PANDORA MINI LAMPADA / CEILING LIGHT**  
**COD. 56.09**  
> CORPO M312 SABBIA  
> CORPO M327 NERO PROFONDO LUCIDO  
> M312 STRUCTURE SAND  
> M327 STRUCTURE GLOSSY BLACK

**PANDORA LAMPADA / LAMP**  
**COD. 56.08**  
> CORPO M328 OTTONE ANTICATO  
> STRUCTURE M328 AGED BRASS

**VERSUS TAVOLO / TABLE**  
**COD. 20.50**  
> STRUTTURA L110 ROVERE CARBONE  
> PIANO CM006 SUPERMARMO GRIGIO VENATO BIANCO  
> FRAME L110 CHARCOAL OAK  
> TOP CM006 GLOSSY WHITE VEINED SUPERMARBLE



**cod. 56.08**  
cm L38 x P38 x H65  
inch L15.0 x W15.0 x H25.6

**cod. 56.09 MINI**  
cm L22 x P22 x H34  
inch L8.7 x W8.7 x H13.4

# STONE


design Marco Corti

Lampada da tavolo in vetro soffiato sfumato bianco. Base in acciaio laccato.

*Table lamp floating glass white nuanced. Metal base.*



STONE LAMPADA / LAMP  
COD. 56.17  
> BASE M327 NERO PROFONDO LUCIDO  
> BASE M327 GLOSSY BLACK



cod. 56.17  
cm Ø26 x H28  
inch Ø10.2 x H11

# POP

design Marco Corti

Lampada da tavolo in vetro soffiato sfumato bianco. Base in acciaio laccato.

*Table lamp floating glass white nuanced. Metal base.*



POP LAMPADA / LAMP  
COD 56.18  
> BASE M325 ORO  
> BASE M325 GOLD



cod. 56.18  
cm Ø22 x H37  
inch Ø8.7 x H14.6



# BREAK

design Roberto  
Giacomucci

Specchio quadrato o rettangolare  
(posizionabile orizzontalmente  
o verticalmente) con struttura  
portante in acciaio laccato.

*Square or rectangular mirror  
(adjustable horizontally and  
vertically) with lacquered steel  
frame.*



SULLA SINISTRA / ON THE LEFT

**BREAK** SPECCHIO / MIRROR  
COD. 07.68

> STRUTTURA M306 BIANCO

> FRAME M306 WHITE

**COSMOPOLITAN** MADIA / SIDEBOARD  
COD. 15.30CS

> TOP FIANCHI, ANTE E FRONTALI

CASSETTI C160S CRISTALLO

LACCATO RUGGINE LUCIDO

> VANO A CIORNO E COLA L092D

RUGGINE SCURO

> TELAIO CON PIEDINI M326

ARGENTO NATURALE

> TOP FRONTAL AND SIDE PANELS

C160S GLOSSY RUST GLASS  
> OPEN SPACE AND GROOVE L092D  
DARK RUST

> FRAME / FEET M326 NATURAL SILVER

**FAN** PORTARMISTE / MAGAZINE RACK  
COD. 08.30

> M328 OTTONE ANTICATO

> M328 AGED BRASS

SULLA DESTRA / ON THE RIGHT

**BREAK** SPECCHIO / MIRROR  
COD. 07.68

> STRUTTURA M306 BIANCO

> FRAME M306 WHITE



cod. 07.67  
cm L65 x P3 x H65  
inch L25.6 x W1.2 x H25.6



cod. 07.68  
cm L95 x P3 x H65  
inch L37.4 x W1.2 x H25.6

# KING

design Luca  
Roccadadria

Specchio da terra con fissaggio  
a parete nella parte superiore in  
acciaio laccato.

*Full length floor mirror with  
wall-mounting system in the  
upper part, with lacquered  
metal frame.*



**KING** SPECCHIO / MIRROR  
COD. 09.35

> M326 ARGENTO NATURALE

> M326 NATURAL SILVER

**TOWER** SPECCHIO / MIRROR  
COD. 06.64

> STRUTTURA M328 OTTONE

ANTICATO

> PIANO MAM1 MARMO NATURALE

DARK EMPERADOR

> FRAME M328 AGED BRASS

> TOP MAM1 DARK EMPERADOR

NATURAL MARBLE



cod. 09.35  
cm L62 x P15 x H190  
inch L24.4 x W5.9 x H74.8



cod. 09.36  
cm L82 x P15 x H190  
inch L32.3 x W5.9 x H74.8



**DIAMANTE SPECCHIO / MIRROR**  
**COD. 09.43**

**PUFFOSO POUFF / OTTOMAN**  
**COD. PFF000101**

> STRUTTURA M325 ORO  
 > RIVESTIMENTO TVE14 VELLUTO  
 GRIGIO CHIARO

> FRAME M325 GOLD  
 > UPHOLSTERY TVE14 LIGHT GREY  
 VELVET

**HULA APPENDIABITI / COAT HANGER**  
**COD. 07.83**

> M326 ARGENTO NATURALE  
 > M326 NATURAL SILVER



## DIAMANTE

design Luca  
 Roccadadria

Specchio quadrato o  
 rettangolare da fissare a parete  
 orizzontalmente o verticalmente.

*Square or rectangular mirror  
 adjustable horizontally and  
 vertically.*

**DIAMANTE SPECCHIO / MIRROR**  
**COD. 09.44**

**PICA MADIA / SIDEBOARD**  
**COD. 15.63EL**

> FIANCHI E ANTE L038 LEGNO  
 IMPIALLACCIATO ROVERE CARBONE  
 > PIANO CM003 SUPERMARMO  
 ARABESCATO  
 > ZOCCOLO M055 NERO OPACO  
 > DOORS AND SIDE PANELS L038  
 CHARCOAL OAK VENEER  
 > TOP CM003 GLOSSY ARABESCATO  
 SUPERMARBLE  
 > BASE M055 BLACK

**VASSOIO PICA / PICA TRAY**  
**COD. 15.82**

> M328 OTTONE ANTICATO  
 > M328 AGED BRASS



**cod. 09.43 orizzontale | horizontal**  
 cm L200 x P5 x H90  
 inch L78.7 x W2 x H35.4



**cod. 09.43 verticale | vertical**  
 cm L90 x P5 x H200  
 inch L35.4 x W2 x H78.7



**cod. 09.44**  
 cm L120 x P5 x H120  
 inch L47.2 x W2 x H47.2



# TONDO

design R&D  
Bontempi Casa

Specchio tondo disponibile in tre diverse dimensioni: ø 180, ø45, ø36. Nelle due versioni di diametro inferiore, cornice posteriore in acciaio laccato disponibile in varie colorazioni.

*Round mirror available in three different sizes: ø180, ø45, ø36. In the two smaller diameter versions, back frame in lacquered steel available in various colors.*

**TONDO SPECCHIO / MIRROR**  
**COD. 09.38**

**COSMOPOLITAN MADIA / SIDEBOARD**  
**COD. 15.34LL**

> FIANCHI, ANTE E FRONTALI CASSETTI RAL 3005 ROSSO VINO  
> VANO A GIORNO E GOLA L084D SABBIA SCURO  
> TELAIO CON PIEDINI M312 SABBIA  
> TOP C.181S CRISTALLO VELVET ANTICRAFFIO TORTORA OPACO  
> FRONTAL AND SIDE PANELS RAL 3005 WINE RED  
> OPEN SPACE AND GROOVE L084D DARK SAND  
> FRAME / FEET M312 SAND  
> TOP C.181S DOVE GREY VELVET MATT ANTI-SCRATCH GLASS

**TONDO SPECCHIO / MIRROR**  
**COD. 09.41 - 09.42**  
> CORNICE M328 OTTONE ANTICATO  
> FRAME M328 AGED BRASS



**cod. 09.38 TONDO 180**  
cm Ø180 x P3  
inch Ø70.9 x W1.2



**cod. 09.42 TONDO 45**  
cm Ø45 x P3  
inch Ø17.7 x W1.2



**cod. 09.41 TONDO 36**  
cm Ø36 x P3  
inch Ø14.2 x W1.2

# SQUARE

design Studio 28

Specchio con cornice in cristallo serigrafato bianco lucido o cristallo laccato nero lucido.

*Mirror with glossy white lacquered or glossy black lacquered glass.*

**SQUARE SPECCHIO / MIRROR**  
**COD. 09.20**  
> C152 CRISTALLO NERO LUCIDO  
> C152 GLOSSY BLACK GLASS

**SQUARE SPECCHIO / MIRROR**  
**COD. 09.19**  
> C106 CRISTALLO SERICRAFATO BIANCO LUCIDO  
> C106 GLOSSY WHITE LACQUERED GLASS



**cod. 09.18**  
cm L60 x P3 x H100  
inch L23.6 x W1.2 x H39.4



**cod. 09.19**  
cm L80 x P3 x H80  
inch L31.5 x W1.2 x H31.5



**cod. 09.20**  
cm L70 x P3 x H140  
inch L27.6 x W1.2 x H55.1



# ILLUSION

design Ennio Pasini

Specchio rettangolare  
posizionabile orizzontalmente o  
verticalmente.

*Rectangular mirror adjustable  
horizontally or vertically.*



ILLUSION SPECCHIO / MIRROR  
COD. 07.60

PUFFOSO POUFF / OTTOMAN  
COD. PFF000101  
> STRUTTURA M325 ORO  
> RIVESTIMENTO TVE14 VELLUTO  
GRIGIO CHIARO

> FRAME M325 GOLD  
> UPHOLSTERY TVE14 LIGHT GREY  
VELVET



cod. 07.60  
cm L148 x P7 x H50  
inch L58.3 x W2.8 x H20.1

# EIDOS

design R&D  
Bontempi Casa

Specchiera orizzontale o verticale  
con fascia sabbiata bianca o  
laccata nero lucido.

*Horizontal or vertical mirror  
with white sandblasted or gloss  
black lacquered band finish.*



EIDOS SPECCHIO / MIRROR  
COD. 18.43  
> FASCIA C154 SABBATO BIANCO  
> BAND C154 WHITE SANDBLASTED

EIDOS SPECCHIO / MIRROR  
COD. 18.44  
> FASCIA C152 LACCATO NERO  
LUCIDO  
> BAND C152 LACQUERED GLOSSY  
BLACK



cod. 18.44  
cm L152 x P0.4 x H160  
inch L20.5 x W0.2 x H63



cod. 18.43  
cm L102 x P0.4 x H75  
inch L40.2 x W0.2 x H29.5

# RENOIR

design Roccadadria

Specchiera sagomata  
posizionabile orizzontalmente o  
verticalmente nelle finiture argento  
e bronzo.

*Shaped mirror adjustable  
horizontally or vertically in  
silver and bronze finishes.*



RENOIR SPECCHIO / MIRROR  
COD. 09.47  
> C301 BRONZO  
> C301 BRONZE

RENOIR SPECCHIO / MIRROR  
COD. 09.48  
> C302 ARGENTO  
> C302 SILVER

RENOIR SPECCHIO / MIRROR  
COD. 09.49  
> C301 BRONZO  
> C301 BRONZE



cod. 09.47  
cm L 70 x P 2 x H 150  
inch L27,6 x W0,8 x H59,1



cod. 09.48  
cm L 95 x P 2 x H 120  
inch L37,4 x W0,8 x H47,2



cod. 09.49  
cm L 70 x P 2 x H 70  
inch L27,6 x W0,8 x H27,6

# DOUBLE

design Giorgio Manzali

Specchiera sagomata argento  
e bronzo.

*Silver and bronze coloured  
shaped mirror.*




DOUBLE SPECCHIO / MIRROR  
COD. 09.30



cod. 09.30  
cm L55 x P3 x H150  
inch L21.7 x W1.2 x H59.1

**FINITURE | FINISHES | FINITIONS | AUSFÜHRUNGEN | ACABADOS | ОТДЕЛКИ**


**ACCIAIO | METAL | ACIER | STAHL | METAL | СТАЛЬ**




**MELAMINICO | MELAMINE | MÉLAMINE | MELAMIN | MELAMINA | МЕЛАМИН**



**MELAMINICO MATERICO | MELAMINE | MÉLAMINE | MELAMIN | MELAMINA | МЕЛАМИН**



**LEGNO LACCATO | LACQUERED WOOD | BOIS LAQUÉ | HOLZ LACKIERT | MADERA LACADA | ЛАКИРОВАННОЕ ДЕРЕВО**




**LEGNO MASSELLO SECOLARE | HERITAGE SOLID WOOD | BOIS CENTENAIRE MASSIF | WELTLICHER NUSSBAUM MASSIV HOLZ | MADERA CENTENARIA MACIZA | СТОЛЕТНИЙ ОРЕХ МАССИВ**




**LEGNO MASSELLATO | VENEER WITH SOLID EDGE | PLAQUÉ AVEC BORDS EN BOIS MASSIF | HOLZ FURNIERT MIT MASSIV RAND | MADERA CHAPADA CON CANTOS EN MADERA MACIZA | ШПОН С КРАЯМИ ИЗ МАССИВА**



**LEGNO MASSELLO | SOLID WOOD | BOIS MASSIF | HOLZ MASSIV | MADERA MACIZA | МАССИВ ДЕРЕВА**



**LEGNO IMPIALLACCIATO | VENEER | BOIS PLAQUÉ | HOLZ FURNIERT / MADERA CHAPADA | ШПОН**



**MARMO NATURALE** | NATURAL MARBLE | MARBRE NATUREL | MARMOR NATUR | MÄRMOL NATURAL | НАТУРАЛЬНЫЙ МРАМОР



**MAB4**  
bianco Dolomite  
white Dolomite

**MAM1**  
Dark Emperor  
Dark Emperor

**MAN3**  
Nero Marquina  
Black Marquina

**CEMENTO** | CONCRETE | BÉTON | ZEMENT | CEMENTO | ЦЕМЕНТ



**PC001**  
bianco  
white

**PC002**  
cemento  
concrete

**PC003**  
antracite  
anthracite

**PC004**  
ottone  
brass

**CRISTALLO LUCIDO** | GLOSSY GLASS | VERRE BRILLANT | GLAS HOCHGLÄNZEND | CRISTAL BRILLO | ГЛЯНЦЕВОЕ СТЕКЛО



**C157**  
trasparente extrachiaro  
transparent extra-clear

**C158**  
trasparente fumè  
transparent smoke grey

**C159**  
trasparente bronzo  
transparent bronze

**C150**  
extrawhite lucido  
glossy extrawhite

**C166**  
grigio chiaro lucido  
glossy light grey

**C193**  
tortora lucido  
glossy dove grey

**C160**  
ruggine lucido  
glossy rust

**C161**  
smeraldo lucido  
glossy emerald

**C192**  
testa di moro lucido  
glossy dark brown



**C196**  
antracite lucido  
glossy anthracite

**C152**  
nero lucido  
glossy black

**C301**  
cristallo bronzo  
specchiato  
bronze mirrored glass

**C302**  
cristallo argento  
specchiato  
silver mirrored glass

**CRISTALLO VELVET ANTIGRAFFIO OPACO** | VELVET MATT ANTI-SCRATCH GLASS | VERRE VELVET ANTI-RAYURES OPAQUE | GLAS VELVET KRATZFESTIG MATT | CRISTAL VELVET ANTI-ARAÑAZOS OPACO | СТЕКЛО, УСТОЙЧИВОЕ К ЦАРАПИНАМ



**C180S**  
velvet bianco opaco  
matt white velvet

**C186S**  
velvet grigio chiaro opaco  
matt light grey velvet

**C181S**  
velvet tortora opaco  
matt dove grey velvet

**C160S**  
velvet ruggine opaco  
matt rust velvet

**C161S**  
velvet smeraldo opaco  
matt emerald velvet

**C182S**  
velvet testa di moro  
opaco  
matt dark brown velvet

**C183S**  
velvet antracite opaco  
matt anthracite velvet

**C185S**  
velvet nero opaco  
matt black velvet

**SUPERCERAMICA** | SUPERCERAMIC | SUPERCERAMICA | SUPERKERAMIK | SUPERCERÁMICA | СУПЕРКЕРАМИКА



**CR003/CR003A**  
bianco  
white

**CR001/CR001A**  
sabbia  
sand

**CR002/CR002A**  
antracite  
anthracite


**SUPERMARMO OPACO** | MATT SUPERMARBLE | SUPERMARBRE OPAQUE | SUPERMARMOR MATT | SUPERMÁRMOL OPACO | МАТОВЫЙ СУПЕРМРАМОР



**CM007/CM007A**  
bianco statuario opaco  
matt white

**CM002/CM002A**  
grigio serena opaco  
matt grey

**SUPERMARMO LUCIDO** | GLOSSY SUPERMARBLE | SUPERMARBRE BRILLANT | SUPERMARMOR HOCHGLÄNZEND | SUPERMÁRMOL BRILLO | ГЛЯНЦЕВЫЙ СУПЕРМРАМОР



**CM004/CM004A**  
onice perla lucido  
glossy onice perla

**CM003/CM003A**  
arabescato lucido  
glossy arabescato

**CM005/CM005A**  
noir desir lucido  
glossy noir desir

**CM006/CM006A**  
grigio venato bianco lucido  
glossy grey white-veined

EN CRISTAL, CRISTAL ANTI  
ARAÑAZOS Y SUPERCERÁMICA

**POLIPROPILENE** | POLYPROPYLENE | POLYPROPYLÈNE | POLYPROPYLEN | POLIPROPILENO | ПОЛИПРОПИЛЕН




**LANA NATURALE PER PAD** | NATURAL WOOL PAD FOR CHAIR | GALETTE POUR CHAISE EN LAINE NATURELLE | REINE SCHNURWOLLE FÜR PAD | LANA NATURAL PARA COJÍN | НАТУРАЛЬНАЯ ШЕРСТЬ ДЛЯ ПОДУШКИ



**POLICARBONATO** | POLYCARBONATE | POLYCARBONATE | POLYKARBONAT | POLICARBONATO | ПОЛИКАРБОНАТ




**TEXPLAST** | TEXPLAST | TEXPLAST | TEXPLAST | TEXPLAST | ТЕКСПЛАСТ



**TESSUTO TECNICO** | TECHNICAL FABRIC | TISSU TECHNIQUE | ENGINEERING STOFF | ТЕЛІДО ТЭЧНІКО | ТЕХНІЧЕСКАЯ ТКАНЬ




**SOFT TEXPLAST** | SOFT TEXPLAST | SOFT TEXPLAST | SOFT TEXPLAST | SOFT TEXPLAST | МЯГКИЙ ТЕКСПЛАСТ



**PELLE ECOLOGICA** | ECO LEATHER | CUIR ECO | KUNSTLEDER | ЕСОPIEL | ЭКОЛОГИЧЕСКАЯ КОЖА



**TESSUTO MAMBO** | MAMBO FABRIC | TISSU MAMBO | STOFF MAMBO | ТЕЛІДО МАМБО | ТКАНЬ МАМБО




**TESSUTO LULÙ | LULÙ FABRIC | TISSU LULÙ | STOFF LULÙ | TEJIDO LULÙ | ТКАНЬ LULÙ**



TLU01 ghiaccio ice  
TLU02 tortora dove grey  
TLU04 testa di moro dark brown  
TLU03 sale & pepe salt & pepper  
TLU05 senape mustard  
TLU06 arancio viola orange violet  
TLU07 viola grigio violet grey  
TLU08 azzurro polvere powder blue  
TLU09 petrolio petroleum

**WATERPROOF NABUK | WATERPROOF NABUK | WATERPROOF NABUK | WASSERDICHT NABUK | WATERPROOF NABUK | ВОДОНЕПРОНИЦАЕМЫЙ НУБУК**




TN001 bianco white  
TN002 sabbia sand  
TN010 biscotto biscuit  
TN003 tortora dove grey  
TN004 visone mink  
TN009 testa di moro dark brown  
TN008 bordeaux bordeaux  
TN006 blu bondi blue bondi  
TN005 cielo light blue  
TN007 antracite anthracite

**TESSUTO OUTDOOR | OUTDOOR FABRIC | TISSU D'EXTERIEUR | OUTDOOR BEZÜGE | TEJIDO DE EXTERIOR | ТКАНЬ ДЛЯ ИСПОЛЬЗОВАНИЯ ВНЕ ПОМЕЩЕНИЙ**



TOU01 vaniglia vanilla  
TOU02 sabbia sand  
TOU03 castagna chestnut brown  
TOU04 grigio melange melange grey  
TOU05 antracite anthracite  
TOU06 azzurro polvere powder blue  
TOU07 blu navy blue navy

**WATERPROOF NABUK STAMPATO | WATERPROOF PRINTED NABUK | WATERPROOF NABUK IMPRIMÉ | WASSERDICHT NABUK BEDRUCKT | WATERPROOF NABUK IMPRESO | ВОДОНЕПРОНИЦАЕМЫЙ НУБУК ПРИНТ**



TNS08 pied de poule sale & pepe pied de poule salt & pepper  
TNS09 anelli sale & pepe rings salt & pepper

**TESSUTO DECÒ | FABRIC DECÒ | TISSU DECÒ | STOFF DECÒ | TEJIDO DECÒ | ТКАНЬ DECÒ**



TED01 perla grigio grey pearl

**PURE VIRGIN WOOL | PURE VIRGIN WOOL | PURE VIRGIN WOOL | REINE SCHNURWOLLE | PURE VIRGIN WOOL | НАТУРАЛЬНАЯ ЧИСТАЯ ШЕРСТЬ**




TL001 naturale natural  
TL002 sabbia sand  
TL011 melone melon yellow  
TL003 testa di moro dark brown  
TL004 verde bosco green forest  
TL012 acquamarina aquamarine  
TL010 polvere powder  
TL006 cielo light blue



TL013 blu navy blue navy  
TL008 grigio chiaro light grey  
TL009 antracite anthracite

**VELLUTO | VELVET | VELOURS | SAMT | TERCIOPELO | БАРХАТ**




TVE01 latte milk  
TVE13 cipria old rose  
TVE02 tortora dove grey  
TVE16 testa di moro dark brown  
TVE03 prugna prune  
TVE04 rosso vino wine red  
TVE18 rosso porpora purple red  
TVE05 rosso rubino ruby red  
TVE06 terracotta terracotta  
TVE07 senape mustard



TVE08 giallo yellow  
TVE20 verdone dark green  
TVE09 verde smeraldo emerald green  
TVE10 petrolio petroleum  
TVE11 blu pavone peacock blue  
TVE12 blu notte night blue  
TVE19 celeste light blue  
TVE14 grigio chiaro light grey  
TVE15 antracite anthracite  
TVE17 nero black

TESSUTO **kvadrat** CODA | **kvadrat** CODA FABRIC | **kvadrat** CODA TISSU | STOFF **kvadrat** CODA | TEJIDO **kvadrat** CODA | ТКАНЬ **kvadrat** CODA



TKC03 celeste light blue  
TKC01 mandorla almond  
TKC02 giallo senape mustard yellow  
TKC04 salmone salmon  
TKC05 verde salvia sage green  
TKC07 talpa grey  
TKC06 denim denim

TESSUTO **kvadrat** FIELD | **kvadrat** FIELD FABRIC | **kvadrat** FIELD TISSU | STOFF **kvadrat** FIELD | TEJIDO **kvadrat** FIELD | ТКАНЬ **kvadrat** FIELD



TKF01 sale & pepe salt & pepper  
TKF02 sabbia sand  
TKF03 verde green  
TKF04 giallo yellow  
TKF05 bruciato burnt brown  
TKF06 blu indaco indigo blue

VELLUTO TECNICO | TECHNICAL VELVET | VELOURS TECHNIQUE | TECHNISCHER SAMT | TERCIOPELO TÉCNICO | ТЕХНИЧЕСКИЙ БАРХАТ



TVT10 blu laguna blue lagoon  
TVT14 nero black  
TVT13 piombo lead-grey  
TVT01 grigio nuvola grey cloud  
TVT08 bitter vermillion red  
TVT11 blu profondo dark blue  
TVT12 roccia stone  
TVT02 peonia peony  
TVT05 malva scuro dark mauve  
TVT04 caffè coffee



TVT03 cappuccino cappuccino  
TVT09 rosso uva red grape  
TVT07 brandy brandy  
TVT06 miele honey

PELLE PREMIUM | PREMIUM LEATHER | PREMIUM PEAU | LEDER PREMIUM | PIEL PREMIUM | КОЖА PREMIUM



PR01 bianco white  
PR02 avorio ivory  
PR03 beige beige  
PR04 sabbia sand  
PR05 grigio chiaro light grey  
PR06 verde chiaro light green  
PR07 cipria old rose  
PR23 rosa antico dark pink  
PR08 ghiaccio ice  
PR09 talpa grey



PR10 antracite anthracite  
PR11 nero black  
PR12 avio air force blue  
PR13 blu blue  
PR14 fango mud  
PR15 nocciola hazelnut  
PR16 cioccolato chocolate  
PR17 testa di moro dark brown  
PR18 verde oliva olive green  
PR19 verdone dark green



PR20 giallo yellow  
PR21 rosso red  
PR22 rosso antico oxide red  
PR24 amaranto amaranth  
PR25 mattone red brick  
PR26 cotto burnt clay

TESSUTO PARALUME STREGA | STREGA LAMPshade FABRIC | TISSU ABAT-JOUR STREGA | STREGA LAMPENSCHIRM STOFF | TEJIDO PANTALLA STREGA | ТКАНЬ АБАЖУРА STREGA




TEN05 bianco - interno bianco white - white inside  
TEN06 grigio chiaro - interno oro light grey - gold inside  
TEN03 salvia - interno oro sage green - gold inside  
TEN04 blu indigo - interno oro indigo blue - gold inside  
TEN02 castagna - interno oro chestnut brown - gold inside  
TEN01 nero - interno oro black - gold inside

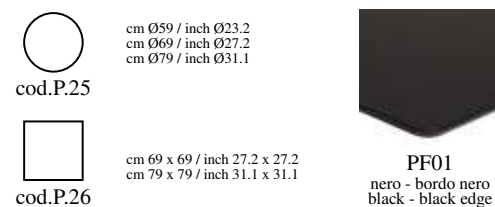
**CUOIO** | HIDE LEATHER | CUIR | KERNLEDER | CUERO | ЖЕСТКАЯ КОЖА



**FIBRA DI CUOIO** | LEATHER FIBRE | FIBRE DE CUIR | LEDERFASER | FIBRA DE CUERO | КОЖЕВЕННОЕ ВОЛОКНО



**STRATIFICATO FENIX mm 10 inch 0.39** | FENIX LAMINATE | FENIX STRATIFIE | FENIX LAMINAT | ESTRATIFICADO FENIX | ФЕНИКС ЛАМИНИРОВАННЫЙ



**STRATIFICATO mm 12 inch 0.47** | LAMINATE | STRATIFIE | LAMINAT | ESTRATIFICADO | ЛАМИНИРОВАННЫЙ



**ALUCOMPACT mm 10 inch 0.39** | ALUCOMPACT | ALUCOMPACT | ALUCOMPACT | ALUCOMPACT | АЛУКОМПАКТ



**\*NOBILITATO mm 25 inch 0.98** | MELAMINE | MÉLAMINÉ | MELAMIN | MELAMINA | МЕЛАМИН



\* la versione OUTDOOR non è disponibile con piano nobilitato  
 the OUTDOOR version is not available with melamine top

\*\* non disponibile in PN07  
 not available in PN07







**B 4 Living Spa**

Via Direttissima del Conero, 51  
60021 Camerano (AN)

**ITALY**

Tel. +39.071.7300032

Fax +39.071.7300036

[www.bontempi.it](http://www.bontempi.it)

[info@bontempi.it](mailto:info@bontempi.it)

[ordini@bontempi.it](mailto:ordini@bontempi.it)

**EXPORT**

Tel. +39.071.7304112

Fax +39.071.7300608

[www.bontempicasa.com](http://www.bontempicasa.com)

[info@bontempicasa.com](mailto:info@bontempicasa.com)

Copyright © B 4 Living Spa

Tutti i diritti riservati

All rights reserved

COD. 1CAT2F30019