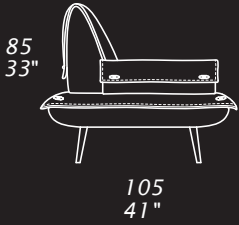


ESCAPE



CARATTERISTICHE STANDARD

- Struttura in legno e multistrato, molleggio seduta con cinghie elastiche.
- Profondità seduta 65 cm.
- Altezza seduta 42 cm.
- Larghezza braccio 38 cm.
- Altezza braccio 56 cm.
- Cuscini seduta in poliuretano, rivestiti in falda.
- Cuscini schienale in poliuretano, rivestiti in falda.
- Piedi altezza 19 cm, disponibili in: cromato, cromato nero-titanio, alluminio brunito, rame brunito o metallo verniciato.
- Inserimento letto non possibile.
- Gli elementi con angolo E20, S/D07 e S/D81 hanno il cuscino volante C0117 compreso nel prezzo.
- Gli elementi con angolo E01, S/D04 e S/D05 hanno il cuscino volante C0120 compreso nel prezzo.
- Cucitura CUC 510 B SPECIAL.

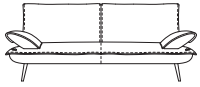
STANDARD FEATURES

- Hard wood frame, seat suspensions in reinforced elastic webbing.
- Seat depth 65 cm - 26".
- Seat height 42 cm - 17".
- Armrest width 38 cm - 15".
- Armrest height 56 cm - 22".
- Seat cushions in polyurethane, covered with wadding.
- Back cushions in polyurethane, covered with wadding.
- Legs height 19 cm - 7" available in: chrome, dark chrome-titanio, burnished aluminium, burnished copper or painted metal.
- Folding bed not available.
- All corner elements E20, S/D07 and S/D81 include one C0117 throw pillow free of charge.
- All corner elements E01, S/D04 and S/D05 include one C0120 throw pillow free of charge.
- Stitching CUC 510 B SPECIAL.

Scheda tecnica - Technical sheet

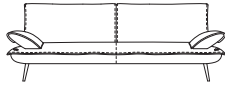
D2M

210 / 83"



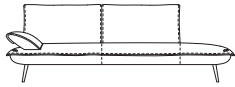
D3

240 / 94"



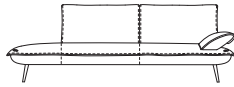
S43

250 / 98"



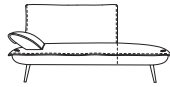
D43

250 / 98"



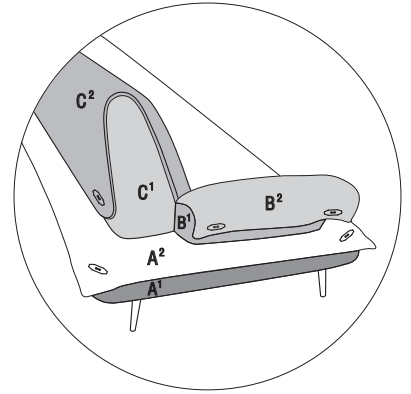
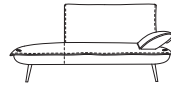
S56

180 / 71"



D56

180 / 71"



Y

tutti gli elementi del gruppo Y hanno lo stesso modulo di seduta - all items in group Y have the same seat width

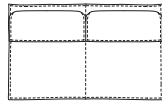
E10

85 / 33"



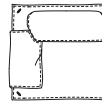
E14

170 / 67"



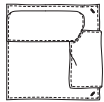
S12

105 / 41"



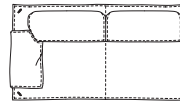
D12

105 / 41"



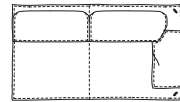
S02

190 / 75"



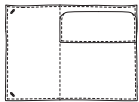
D02

190 / 75"



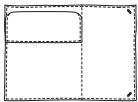
S16

145 / 57"



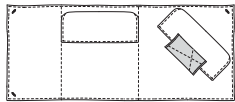
D16

145 / 57"



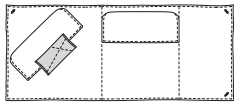
S04

248 / 98"




D04

248 / 98"



CLY

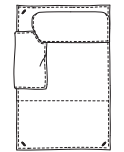
85 / 33"



DEPTH 160 / 63"

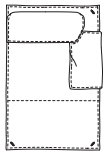
S30

105 / 41"



D30

105 / 41"




DEPTH 160 / 63"

J

tutti gli elementi del gruppo J hanno lo stesso modulo di seduta - all items in group J have the same seat width

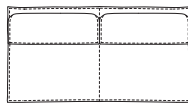
E11

100 / 39"



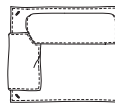
E15

200 / 79"



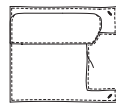
S13

120 / 47"



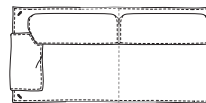
D13

120 / 47"



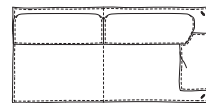
S03

220 / 87"



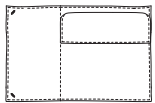
D03

220 / 87"



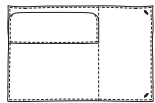
S17

160 / 63"



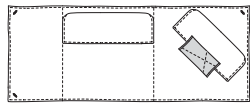
D17

160 / 63"



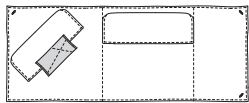
S05

263 / 104"




D05

263 / 104"



CLJ

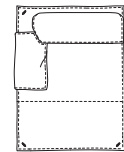
100 / 39"



DEPTH 160 / 63"

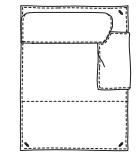
S31

120 / 47"




D31

120 / 47"

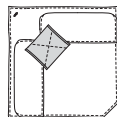


DEPTH 160 / 63"

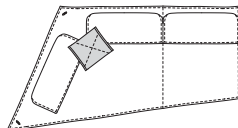
E01
103x103 / 41x41"



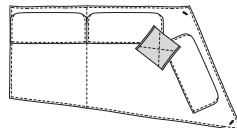
E20
125x125 / 49x49"



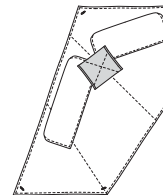
S07
254x139 / 100x55"



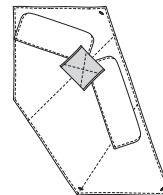
D07
254x139 / 100x55"



S81
170X210 / 67X83"



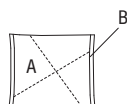
D81
170X210 / 67X83"



EV4
105x105xH.42 / 41x41xH.17"



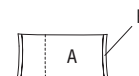
C0117 SUGGESTED PILLOW
50X50 / 20X20"



C0120 SUGGESTED LUMBAR PILLOW
67X30 / 26X12"



C0112 SUGGESTED LUMBAR PILLOW
67x30 / 26x12"



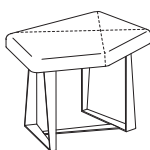
NOTE

- La parte **B** dei cuscini è disponibile nelle cuciture: CUC 501C e CUC 510B Special.

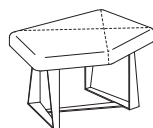
NOTES

- The part **B** of the pillows is available in: CUC 501C and CUC 510B Special stitchings.

P75 STOOL
70X49XH.49 / 28X19XH.19"



P76 FOOT STOOL
70X49XH.39 / 28X19XH.15"



CARATTERISTICHE STANDARD

- Struttura in legno.
- Imbottitura in poliuretano.
- Base disponibile in: cromato, cromato nero-titanio, alluminio brunito, rame brunito o metallo verniciato.

STANDARD FEATURES

- Hard wood frame.
- Padding in polyurethane.
- Base available in: chrome, dark chrome-titanio, burnished aluminium, burnished copper or painted metal.

NOTE

- Dimensioni: la prima cifra indica i centimetri, la seconda cifra indica i pollici.
- Utilizzando elementi di famiglie diverse (Y - J) si avranno composizioni con sedute di larghezza diverse tra di loro.
- Gli elementi E01, E20, S/D07 e S81/D81 possono essere utilizzati indifferentemente con i gruppi Y - J.
- Cuscini consigliati C0112, C0117 e C0120.
- Si prega di specificare i rivestimenti A¹, A², B¹, B², C¹ e C².
- La pelle SHADE è sconsigliata per i rivestimenti B¹ e C¹.

NOTES

- Dimensions: the first figure shows sizes in centimeters, the second in inches.
- Mixing above groups (Y - J) will create sectionals with different seat widths.
- Corner pieces E01, E20, S/D07 and S81/D81 are odd pieces and can be used with all above groups Y - J.
- Suggested pillows C0112, C0117 and C0120
- Please advise covers for A¹, A², B¹, B², C¹ and C².
- SHADE Leather is not recommended for covers B¹ and C¹.